



# ANNUAL AND SUSTAINABILITY REPORT 2023

TO CHAMPION A  
HEALTHIER WORLD BY  
PREVENTING INFECTIONS

**Bactiguard®**



# THIS IS BACTIGUARD

Bactiguard is a global MedTech company developing safe and biocompatible technology to prevent medical device related infections. The company's unique technology is based on an ultra-thin noble metal coating that prevents bacterial adhesion and biofilm formation on medical devices. Bactiguard's infection prevention solutions decrease patient suffering, save lives, and unburden healthcare resources while also fighting against antimicrobial resistance, one of the most serious threats to global health and modern medicine.

Bactiguard operates through license partnerships with leading global MedTech companies that apply the technology to their medical devices and sell them under their own brand or co-branded with Bactiguard. The company also has a portfolio of wound management products. Bactiguard is headquartered in Stockholm and listed on Nasdaq Stockholm.

## Purpose

To champion a healthier world by preventing infections.

## Vision

To be the global standard of care for preventing medical device related infections.

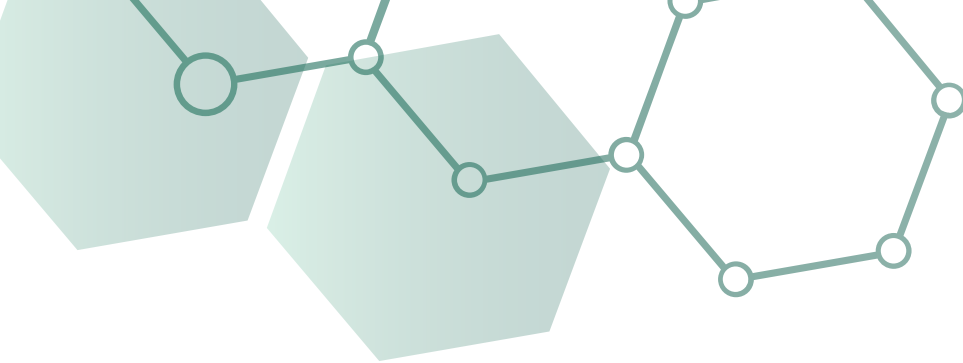
## Mission

By being the premier partner for leading MedTech companies, joining forces to redefine healthcare and improve health worldwide.

## Core values

Respect  
Trust  
Transparency  
Performance

Bactiguard is a purpose-driven company with a strong corporate culture, firmly anchored in four core values. The values are an integral part of Bactiguard's purpose to champion a healthier world by preventing infections and a prerequisite to achieve our targets.



## Year in brief – a selection of events

- Zimmer Biomet's trauma implant ZNN Bactiguard got regulatory approval in Japan
- Dr Richard Kuntz, ex Chief Medical Officer & Scientific Officer of Medtronic PLC, joined Bactiguard's Board of Directors
- Thomas von Koch was appointed interim CEO
- Profit warning of SEK 42 million issued in connection with one-time adjustments in Q2 impacting EBITDA full-year 2023
- Embarked on a sharpened strategy with focus on licensing – BIP portfolio phased out due to lack of profitability
- Financial targets updated – by year-end 2028 achieve net sales in excess of SEK 1 billion and an EBITDA of SEK 500 million
- Study by Bactiguard, KTH and Karolinska Institutet on the antithrombotic effect of Bactiguard's technology published
- Patrick Fruergaard Bach was appointed CFO
- Becton Dickinson & Company became exclusive global license partner (excluding China) for Bactiguard coated Foley catheters

## Key figures

Revenues	223 M SEK
EBITDA	-76 M SEK
Cash flow, operating activities	-52 M SEK
Number of application areas	2

## Contents

### Introduction

- 4 CEO statement
- 6 Bactiguard as an investment
- 7 Targets and outcomes

### More about Bactiguard

- 8 Market, geographies and company specific trends
- 10 Strategy
- 11 Business model
- 12 Strategic therapeutic areas
- 14 About the technology
- 15 Wound management
- 16 Risk management

### Corporate Governance

- 17 Comments on the financial development
- 19 Corporate Governance Report
- 26 Board of Directors
- 27 Executive Management

### Sustainability

- 28 Sustainability Report

### Financial statements and notes

- 31 CFO statement
- 32 Financial statements
- 40 Notes
- 62 Board of Directors' signatures
- 63 Auditor's report
- 66 Definitions of alternative key performance indicators
- 67 Five-year overview

### The share

- 68 The Bactiguard share
- 69 Information to shareholders

### About the report

The Board of Directors and Chief Executive Officer of Bactiguard Holding AB (publ.), corporate identity number 556822-1187, hereby present the Annual and Sustainability Report for the 2023 financial year for the parent company and group, which comprises the Board of Directors' report (pages 3 and 17–30) and the financial statements, as well as the notes and comments (pages 32–61). The consolidated income statement and balance sheet and the parent company's income statement and balance sheet are adopted at the Annual General Meeting. The company's Sustainability Report can be found on pages 28–30.

### ESEF report

Bactiguard has prepared the Annual and Sustainability report in a format that enables uniform electronic reporting in accordance with Chapter 16, Section 4 a of the Swedish Securities Market Act (2007:528).

*This is a translation of Bactiguard Holding AB's Swedish Annual and Sustainability Report for 2023. In the event of any inconsistency or discrepancy, the Swedish version prevails.*

# CEO STATEMENT

Bactiguard underwent a major transformation in 2023 – the company launched a new vision and a sharpened strategy, shifted its focus, and updated the financial targets. Moving forward, we will allocate our resources and core competencies to the license business.

The ambition is to support leading global MedTech companies in launching medical devices with our unique infection prevention coating technology – their products become premium and enables them to outperform competitors. We also create opportunities for the license partner to increase their market shares.

Bactiguard is transitioning from primarily being a medical device production company to becoming a knowledge and specialist organization. This shift is a prerequisite for unlocking the potential of our infection prevention technology, increasing global patient reach, and importantly, becoming profitable. Our new vision is ambitious – we aim to become the global standard of care for preventing medical device related infections.

### A unique technology as part of the solution to global challenges in healthcare

Every day, we witness the significant impact of global healthcare challenges on the society. The need for more efficient and safe healthcare is driven by both economic and demographic developments, as well as increased political unrest, conflicts, wars, and natural disasters. Particularly

prominent are healthcare-associated infections and antimicrobial resistance. According to the World Health Organization (WHO), antimicrobial resistance is one of the most pressing health risks in modern times. A concrete example of this is the situation in hospitals in Ukraine – according to the country’s Health Minister Mykhailo Slyzhuk, more than 90 percent of bacteria are already resistant to antibiotics.

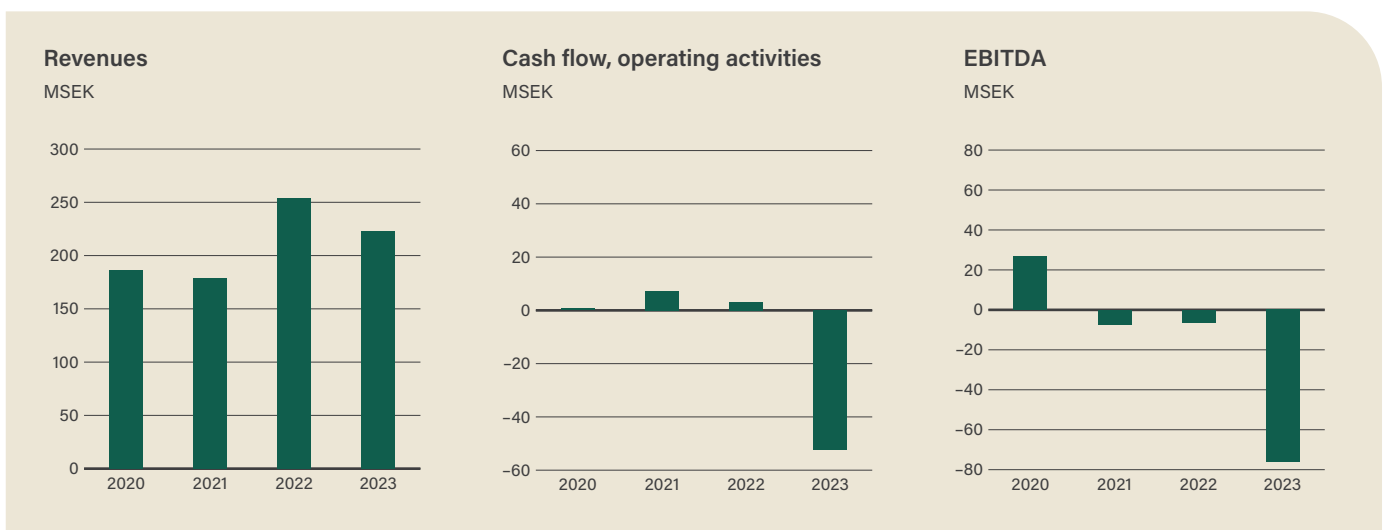
Statistics from the American Centers for Disease Control & Prevention (CDC) show that a significant portion of healthcare-associated infections are caused by medical devices such as catheters and implants. Bacteria adhere to the surface and form biofilm, making them more resistant to both the body’s immune system and antibiotics. To reduce the risk of biofilm formation, medical devices intended to remain in the body for more than two days should have an infection-preventive coating. This is precisely what Bactiguard offers; a safe, effective, and biocompatible coating technology that makes it easy to prevent medical device related infections. Through preventive strategies, healthcare-associated infections are reduced, leading to a reduced need for antibiotics.

Prevention is, according to the WHO, one of the most important factors in the global fight against antimicrobial resistance.

The unique coating technology is our most valuable asset and in the 2023, we strengthened both our efforts in research and development (R&D) and in the organization developing the technology. Moving forward, all coating and development activities will take place in Sweden and we are constructing a new laboratory facility in Markaryd for training and certification activities related to the technology. Here, we will also be able to set up demo production lines for our license partners.

### Strengthened ties with our licensing partners

During the year, we have also strengthened the relationship with our licensing partners. We have worked closely with Zimmer Biomet, which has had “Let’s talk about infections” as its overarching strategic theme for 2023. Zimmer Biomet has continued the launch of the trauma implant ZNN Bactiguard in Europe, and in July 2024, the implant will be launched in Japan. Regarding Becton Dickinson & Company (BD), we further reinforced our 30-year-long



partnership by signing a global exclusivity agreement for the sale of Foley catheters with Bactiguard's coating technology. The agreement excludes China, where we already have an established license partnership for Foley catheters with Well Lead Medical, China's leading manufacturer of medical devices. The potential to expand and develop partnerships with existing partners is significant – the relationships are established, and the technology and application processes work well, simplifying the opportunities for scaling up.

The strength of our offering to the license partners lies in that the coating technology differentiates their medical devices. By applying the coating technology, they can increase their market shares, challenge competition, and create a premium offering for their customers. At the same time, our technology reaches more patients, and together with our partners, we contribute to a healthier world. We understand that acceptance of change and innovation in our industry takes time, but by collaborating with leading MedTech partners, we create a better prerequisite for our infection prevention technology to become a global standard of care.

Bactiguard has made significant investments in its own portfolio of medical devices over the past decade. These devices are now being phased out for profitability reasons and because of the company's sharpened license focused strategy. The return on these investments has not yet materialized, but the clinical evidence accumulated over time confirms that our technology significantly reduces infections related to medical devices providing a solid foundation for future license partnerships.

### Outlook – license focus with significant market potential

The market potential within the license business is significant. According to a study conducted on our behalf by McKinsey in 2022, the market for non-coated medical devices is estimated to be around USD 400 billion, and for our strategic therapeutic areas, it is estimated to be around USD 80 billion. Both are inspiring and important reference points, considering that our coating technology can be adapted to all the application areas where



it is essential to reduce the risk of infections.

It's no secret that 2023 was a challenging year for Bactiguard, both in terms of profitability and from a strategic perspective where fundamental changes were necessary. However, I am convinced that we are now well-equipped to truly capitalize on the opportunities ahead. With our sharpened strategy and our focus on specialist expertise, the new Bactiguard is ready to take the next step where sustainability, positive impact, and profitability go hand in hand.

I want to extend a deep thank you to our investors for your trust – in June 2024, Bactiguard has been listed on Nasdaq Stockholm for ten years. I also want to thank our partners and colleagues for a fantastic collaboration and dedication. It feels reassuring to hand over the CEO role to Christine Lind, who will further develop the company and together with all of us, take Bactiguard to the next level!

**Thomas von Koch**  
CEO

**“The strength of our offering to the license partners lies in that the coating technology differentiates their medical devices.”**



**Christine Lind, new CEO**  
Broad strategic and operational experience from more than 25 years in the health-care sector.



# BACTIGUARD AS AN INVESTMENT

Bactiguard is on a transformation journey. The ambition is to become a profitable knowledge and specialist organization which is a prerequisite to deliver on our financial, strategic and sustainability targets.

## Three reasons to invest in Bactiguard

### 1 A major market potential by teaming up with leading MedTech companies as license partners

Bactiguard operates through license partnerships with leading global MedTech companies that apply the unique technology to their medical devices and sell them under their own brand or co-branded with Bactiguard. By teaming up, we will protect more patients and fuel mission, impact, and profitability for both Bactiguard and our license partners.

Our coating technology is adaptable to any application area where it is important to reduce the risk of infections. According to a study conducted on Bactiguard's behalf by McKinsey in 2022, the market for non-coated medical devices is estimated to be around USD 400 billion, and for our strategic therapeutic areas, it is estimated to be around USD 80 billion.

### 2 Making the world healthier by preventing infections

The challenges with healthcare-associated infections and antimicrobial resistance are on top of the global healthcare and sustainability agenda. Finding ways to prevent infections, and consequently decrease the use of antibiotics, is a priority. Costs related to healthcare associated infections, of which many are related to medical devices, are rocketing and antimicrobial resistance yearly causes the death of millions of people around the world, according to data from the World Health Organization (WHO). WHO has also defined antimicrobial resistance as one of the most serious threats to global health and modern medicine.

Bactiguard's infection prevention coating technology forms an important link in the healthcare value chain in the battle against antimicrobial resistance. Clinical studies have shown that the risk of catheter-associated urinary tract infections is reduced by 69 percent, of ventilator-associated pneumonia by 53 percent and of catheter-related blood infections by 52 percent when using medical devices with Bactiguard's coating technology.

### 3 A safe, biocompatible, and effective coating technology

Bactiguard's coating technology prevents bacteria from adhering to the surface of a medical device. When fewer bacteria adhere, the risk of biofilm formation and subsequent infection is significantly reduced. In a simplified manner, you can say that our technology repels bacteria rather than eliminates. More than 230 million Bactiguard coated catheters have been sold so far, and more than 40 clinical studies involving more than 100,000 patients have been performed. It is clinically proven that the technology is safe and biocompatible, and significantly reduces the risk of medical device related infections.

We are continuously innovating the coating technology to make it applicable to a wide range of products. The coating is versatile and can be applied to almost all types of materials used in medical devices and implants, regardless of their surface characteristics. The process of coating medical devices is customizable and easy to scale up.



# TARGETS AND OUTCOMES

## Financial and strategic targets

The financial targets relate to growth and profitability and are expected to be delivered by year-end 2028. In addition, Bactiguard has a strategic target of having at least 10 application areas in license partnerships with products in the market by year-end 2028.

The financial and strategic targets should not be perceived as a forecast but rather reflect what Bactiguard's Board of Directors and Executive Management consider to be reasonable mid-term expectations given the sharpened license focused strategy.

## Environmental targets

The environmental targets were set and approved by the Board of Directors in 2022 to complement Bactiguard's environmental policy.

Financial targets			
<b>Growth</b>	Net sales of SEK 1 billion to be delivered by year-end 2028.	<b>Target:</b> MSEK 1,000 <b>Outcome:</b> MSEK 202	Target updated in October 2023. For the full year 2023, revenues amounted to SEK 223 million.
<b>Profitability</b>	EBITDA of SEK 500 million to be delivered by year-end 2028.	<b>Target:</b> MSEK 500 <b>Outcome:</b> MSEK -76	Target updated in October 2023.
Strategic target			
<b>Application areas</b>	Having at least 10 application areas in license partnerships with products in the market to be delivered by year-end 2028.	<b>Target:</b> 10 <b>Outcome:</b> 2	Target set in October 2023, replacing the previous goal of 1-2 new partnerships per year.
Environmental targets (base year 2022)			
<b>Energy consumption</b>	20 percent reduction of energy consumption by 2030 (in relation to number of employees).	<b>Target:</b> -20% <b>Outcome:</b> -12%	Initiated analysis on which processes are the most energy-intensive and how they can be made more efficient. In 2023, energy consumption decreased compared to 2022, despite an increase in sales of BPP products and a decrease in the number of employees compared to 2022.
<b>Renewable energy</b>	Move to 100 percent renewable energy sources by 2025.	<b>Target:</b> 100% <b>Outcome:</b> 27%	Inventoried electricity contracts to ensure that the electricity consumed is obtained from renewable energy sources. The company's new headquarters has an energy contract sourced from 100 percent renewable energy sources.
<b>CO<sub>2</sub>e-emissions</b>	Reduce Scope 3 greenhouse gas emissions (transport) with 20 percent to 2030 (in relation to revenues).	<b>Target:</b> -20% <b>Outcome:</b> -12%	Planning and forecasting logistics is fundamental to minimize emissions from transportation and reduce air transport. Simultaneously, there have been challenges within the global transportation sector during the year which complicated the planning.
<b>Waste</b>	Reduce the amount of non-recyclable waste by 20 percent in 2030 (in relation to revenues).	<b>Target:</b> -20% <b>Outcome:</b> 0%	Initiated analysis of the volume and type of non-recyclable waste in all parts of the business. The analysis shows that the operations in Malaysia have greater challenges with data collection and the process of changing the ways of working has started.
<b>Environmental management systems</b>	Implement environmental management systems according to ISO 14001 at all sites by 2025.	<b>Target:</b> 100% <b>Outcome:</b> 0%	Focus in 2023 has been on implementing an environmental management system for Bactiguard AB and the facility in Tullinge. An environmental assessment has been conducted, and work to address/document remaining requirements to meet the standard is ongoing. The facility in Penang, Malaysia, the company's largest, has commenced implementation.

# MARKET, GEOGRAPHIES, AND COMPANY SPECIFIC TRENDS

Significant market potential and opportunities to champion a healthier world by preventing infections.

Bactiguard sharpened its strategy in 2023 and is now focused on licensing the infection preventing coating technology to leading global Med-Tech companies. The license partnerships give global reach, and we can scale the business in a cost-effective way, which will make Bactiguard profitable. Simultaneously, we will protect more patients, increase our impact, and deliver on the mission to our license partners.

We focus on five strategic therapeutic areas: orthopedics, urology, intravascular and endotracheal interventions, dental, and wound care and a number of selected geographic markets: the US, Japan, China, and Europe with a particular emphasis on Germany, France, Italy, Spain, and the UK. These markets are pivotal as they house the headquarters of leading global Med-Tech companies, our primary stakeholders, and the medical need and interest for infection prevention is significant.

## The pressing global healthcare and sustainability issues

The economic and demographic development across the world leads, among other things, to increased demand for more efficient healthcare and treatments in various therapeutic areas. The importance of precision medicine is increasing, which will enable better prevention, safer diagnostics and more effective treatment based on the individual patient's unique conditions. An ageing population and increasing lifestyle-related diseases, such as diabetes and obesity, lead to higher burdens on healthcare. Health economic aspects are increasingly important, for states as well as healthcare institutions. Better prevention and fewer infections lead to shorter hospital stays, lower costs, and more efficient healthcare. More importantly, a better quality of life for patients.

Infections are a growing issue in the world, both in general and in situations of war, poverty, or natural disasters. More infections lead to a greater use of antibiotics, which escalates the risk of multi-resistance. Antimicrobial resistance (AMR) is an acute global threat to public health and modern medicine and is one of the most important global sustainability issues of our time. AMR is sometimes referred to as the silent pandemic and can make

common infections, such as tonsillitis and otitis, more difficult to treat and in the worst case, prove fatal. According to a study by medical journal *The Lancet* 2022, the death of more than five million people was associated to AMR 2019 and according to the World Health Organization (WHO), ten million people will be at risk of dying of AMR by 2050. This can be compared to around eight million people dying of cancer every year. In the future, AMR may jeopardize common routine surgeries and cancer treatments that rely on effective antibiotics as a complement to the patient's own immune system. Infection prevention and control can play a crucial role in the solution. For every infection prevented, a potential course of antibiotic is avoided.

**Antibiotic resistance is one of the most urgent health risks of our time and threatens to undo a century of medical progress.**

**Tedros Adhanom Ghebreyesus**  
*Director General of WHO*

Healthcare-associated infections (HAIs) affect patients being cared for in hospitals or in other healthcare facilities, and during medical or surgical procedures. According to the WHO, out of 100 hospitalized patients seven will contract at least one HAI, while the risk doubles and can be up to 20 times higher in low and middle income countries. The main drivers are urinary tract infections, bloodstream infections, airway-related infections, and surgical wounds. HAIs cause unnecessary suffering, longer hospital stays, high costs and a greater burden on healthcare and society.

Millions of lives can be saved every year by preventing infections and with less HAIs, less quantities of antibiotics will be used. WHO asserts that infection prevention measures are among the most effective and cost-efficient strategies available and can decrease HAIs by up to 70 percent while simultaneously playing a pivotal role in limiting AMR. Infection prevention is key in ensuring safe, effective, and high-quality healthcare and is also important from a global sustainability perspective.

Sepsis occurs when the body's immune system overreacts to an infection and can quickly become life-threatening. Late diagnosis and AMR are making it increasingly difficult to treat bacterial infections and to prevent them from developing into sepsis. According to Global Sepsis Alliance, 47-50 million people develop sepsis every year and survivors often suffer permanent damage. One in four cases of sepsis in hospitals and one in two cases of sepsis in intensive care units result from healthcare-associated infections. Fewer infections will result in fewer cases of sepsis, a reduction of antibiotics use and better health for patients.

Bactiguard's coating technology forms an important link in the healthcare value chain in the fight against AMR, HAIs and sepsis, as it significantly reduces the risk of medical device related infections.

## Strategic therapeutic areas with great market potential

There is large potential within the selected therapeutic areas. According to a study conducted on Bactiguard's behalf by McKinsey in 2022, the market for non-coated medical devices is estimated to be around USD 400 billion, and for our strategic therapeutic areas, it is estimated to be around USD 80 billion.



**Bactiguard’s focus markets**



The therapeutic areas represent a significant medical need and potential to make healthcare more efficient by preventing infections. The competitive landscape for infection prevention coatings in general includes solutions that are either toxic (for instance using silver ions or chlorhexidine which kills both good and bad bacteria) or coated with antibiotics, which fuels AMR. Since Bactiguard’s coating technology is documented to be effective and approved for both short- and long-term use, there are ample opportunities for both new application areas and new and deepened license partnerships.

There is a consolidation trend among the leading global MedTech companies driven by a combination of economic, strategic, and competitive factors. There is a need to achieve economies of scale and efficiency as well as gain a competitive advantage with a stronger global footprint with enhanced and more innovative medical device product portfolios. As the Med-Tech industry is subject to rigorous regulatory scrutiny, larger companies have both stronger resources and more expertise to navigate these complex regulatory environments more effectively. In this context, Bactiguard’s mission, to be the premier partner for leading MedTech companies and join forces to redefine healthcare and improve health worldwide, not only signifies a substantial market opportunity but also aligns with our vision to become


the global standard of care for preventing medical device related infections.

**Geographic markets where infection prevention is a priority**

We concentrate our efforts on a number of selected geographic markets, namely the US, Japan, China, and Europe with a particular emphasis on Germany, France, Italy, Spain, and the UK. These markets are pivotal as they house the headquarters of leading global MedTech companies, our primary stakeholder. Medical needs and a commitment to invest in infection prevention in these markets underscore their significance.

The US warrants special attention due to its concentration of major MedTech players as well as the high willingness to pay for infection prevention by the health care providers.

The escalating severity of AMR and its profound threat to global health and humanity are gaining increased attention within our designated geographic markets. Notably, the US serves as an illustrative case where healthcare providers face penalties if patients contract infections whilst in care which compels a proactive search for ways to prevent healthcare-associated infections. In the European Union, a comprehensive set of recommendations has been established in 2023 to address AMR, with a key target being a 20 percent reduction in consumption of antibiotics by 2030



across the European markets. This reflects a proactive and preventive approach to curb the escalation of AMR and emphasizes the collective responsibility to ensure sustainable antibiotic use in healthcare settings.

# STRATEGY

The challenges of health-care infections and antimicrobial resistance are a top priority on the global healthcare and sustainability agenda. According to the World Health Organization (WHO), costs related to healthcare-associated infections, of which many are related to medical devices, are rocketing and antimicrobial resistance causes the death of millions of people around the world.

Bactiguard's infection prevention coating technology forms an important link in the healthcare value chain to fight against antimicrobial resistance and has the potential to capture one of the most unmet needs of global healthcare.

Our strategic focus is licensing Bactiguard's coating technology to global leading MedTech companies. The license partners apply our technology to their medical devices and sell them under their own brand or co-branded with Bactiguard. Through license partnerships, we get access to a large global medical device market, and we make our technology available to as many patients as possible across the globe while at the same time achieve profitability.

By partnering with and enabling leading global MedTech companies to bring medical devices with Bactiguard's coating technology to the market, more health-care-associated infections can be avoided, and we can fuel mission, impact, and profitability for both Bactiguard and our license partners. Our impact ambitions are bold: to decrease patient suffering, save lives, unburden healthcare resources and importantly, fight against antimicrobial resistance, one of the most serious threats to global health and modern medicine.

Bactiguard, as a knowledge and specialist organization, provides license partners not only with coating technology but also application know-how, for instance setting up manufacturing production lines. We also provide sales and marketing support and training on how our technology works and adds value, based on experience from a broad variety of coated medical devices and interfaces with healthcare professionals and other stakeholders within the healthcare systems.

Bactiguard's strategy is grounded in solid clinical evidence gained over 30 years. With more than 40 clinical studies performed on the coating technology across more than 100,000 patients over the years, the data supports its efficacy

in a variety of patients groups, therapeutic areas, and medical devices. Clinical evidence is a strategic advantage and Bactiguard performs studies in collaboration with license partners and well recognized academic institutions where we provide know-how in the areas of clinical research, regulatory affairs, and reimbursement.

### About the license partnerships

Bactiguard has been in partnership with **Becton Dickinson & Company (BD)**, one of the market leaders within the urology therapeutic area, since 1995. The license partnership included exclusive rights to offer Foley catheters with our infection prevention technology in certain markets. Late December 2023, Bactiguard and BD strengthened ties by signing an interim agreement granting BD an exclusive global license (excluding China) for Bactiguard coated Foley catheters. An expanded long-term license agreement is expected to be signed during the first half of 2024.

Since 1995, more than 230 million Bactiguard coated BD Foley catheters have been sold with no reported adverse events associated with the coating technology.

Bactiguard has two partnerships with **Zimmer Biomet**, a global leader in the orthopedic therapeutic area. The first, signed in 2019, is a license partnership related to Zimmer Biomet's orthopedic trauma implants for which Bactiguard received CE mark for the coated version in 2021. In the US, an FDA approval for Zimmer Biomet's trauma nail ZNN Bactiguard is expected to be obtained early 2026. In 2022, the collaboration with Zimmer Biomet was expanded to cover an exclusivity agreement for implants for

40 clinical studies performed on the coating technology across more than 100,000 patients over the years.

joint reconstruction of the hips, knees and shoulders, sports medicine and cranio-maxillofacial and thoracic applications.

**Well Lead Medical**, China's leading manufacturer of consumable medical devices, has the exclusive right to market and sell Bactiguard coated Foley catheters in China. The license partnership was signed in 2018. Discussions are ongoing on how to further develop the partnership.

### BIP portfolio phased out

Following the decision to focus on the licensing business, the BIP portfolio of medical devices which includes urinary catheters (Foleys), central venous catheters, and endotracheal tubes with Bactiguard's coating technology will be phased out due to lack of profitability. The phase-out started in 2023 and is performed through outsourcing or partnerships.

# BUSINESS MODEL

## Three partnership phases

Bactiguard's revenues have two main components: firstly, charging license partners for the right to use our coating technology on their medical devices within a specific application and geographical area, and secondly, royalties; a variable remuneration once the license partners' products reach the market. Bactiguard's business model is scalable and has a high-margin potential.

The revenues are generated across three phases of partnerships: application development partners, exclusivity partners and license partners.

An **application development partner** participates in a development project where we test the coating technology to different medical devices, surfaces, and materials. Bactiguard's coating development team works in close collaboration

with the partner. Some application development projects will not materialize and this is a natural part of our business.

An **exclusivity partner** gets an exclusive right to apply our coating technology to a certain medical device but has no products in the market yet, for instance due to pending regulatory approvals. Zimmer Biomet (their broader orthopedics portfolio) is an example of an exclusivity partner.

A **license partner** has the right to market and sell medical devices with Bactiguard's coating technology, in a certain region or globally. Most of our revenues are generated through partnerships at this phase. BD and Zimmer Biomet (their trauma implant ZNN Bactiguard) are examples of license partners.

From 2024, Bactiguard will report revenues according to the different partnership phases to give a better understanding and

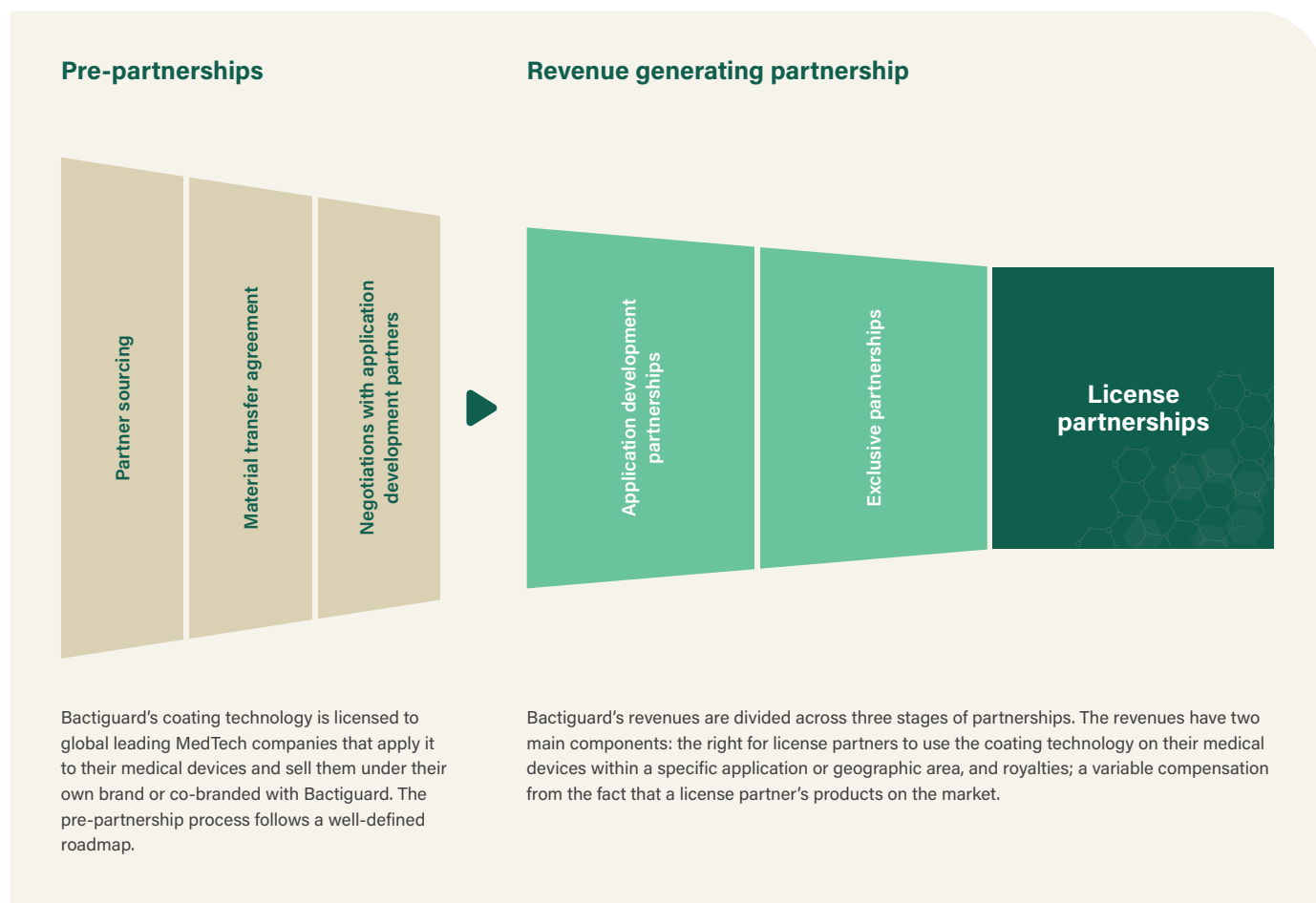
transparency of the financial impact of the various partnerships. The license revenues for 2023 are divided in license/recurring revenues (commercial phase) and new license/non-recurring revenues (collaboration phase). Read more in Note 5.

Not all partnerships will follow all three phases – the intention with the illustration below is to give an overview of the most extensive partnership journey. An agreement with a partner can generate revenues from different phases and streams simultaneously.

## Pre-partnerships

The pre-partnership process follows a well-defined roadmap and once an application development agreement is signed, it transforms into a revenue-generating partnership.

## The partner journey



# STRATEGIC THERAPEUTIC AREAS

Bactiguard focuses on five strategic therapeutic areas, areas where there is a significant medical need for infection prevention and a great potential to fight healthcare-associated infections (HAIs) and multi-resistant bacteria. According to the World Health Organization (WHO), 7 out of 100 hospitalized patients will contract at least one HAI, while the risk doubles and can be up to 20 times higher in low and middle income countries. The main drivers are urinary tract infections, bloodstream infections, airway related infections, and surgical wounds.



7 out of 100 hospitalized patients will contract a HAI, the risk doubles and can be up to 20 times higher in low and middle income countries. Main drivers: infections in the urinary tract and bloodstreams, airway related infections, and surgical wounds.

Bactiguard's coating technology forms an important link in the healthcare value chain in the fight against AMR, HAIs and sepsis, and the five therapeutic areas in focus present a substantial market potential for Bactiguard.

## Orthopedics

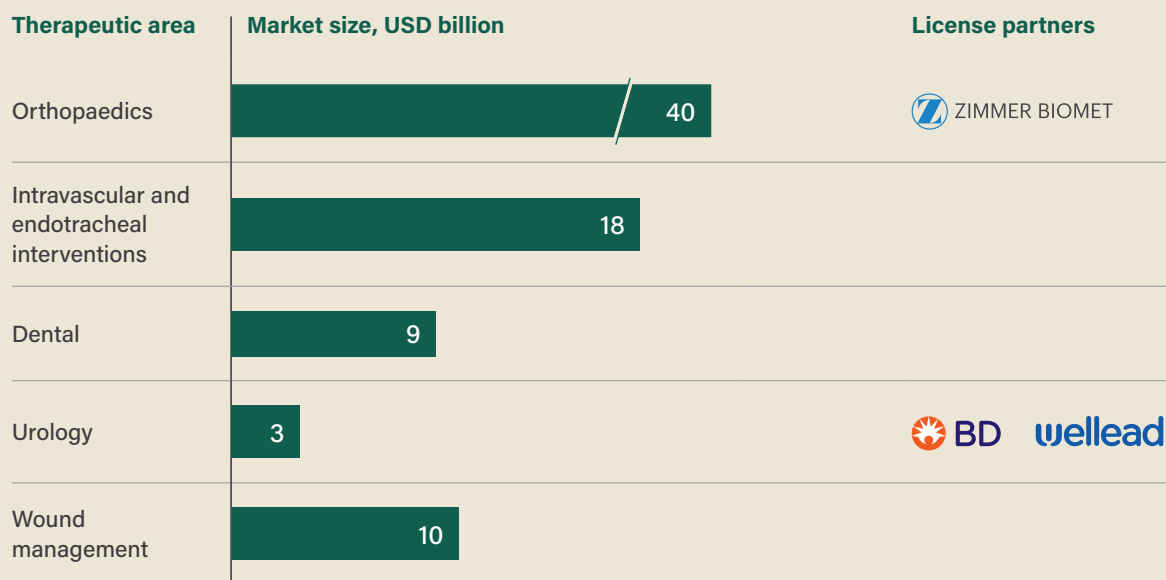
Early mobility and functionality are key for the recovery of patients with orthopedic conditions, for instance with fractures. External fixations and implants are common practice in orthopedic procedures. Since these devices are susceptible to infections, implant related infections can lead to serious consequences. The patient is at a greater risk of infection both during and after the orthopedic procedure. Avoiding revised surgery by using infection prevention technologies saves resources for the healthcare system, avoids misuse of antibiotics, and decreases patient distress.

## Intravascular and endotracheal interventions

Patients with co-morbidities and compromised immunity, often due to infection, multiple medications, or cancer, are at a higher risk of infection, particularly if their airways or bloodstream is affected. Worsening the situation is the high risk of cross contamination within the care unit. An infection in a patient who is already critically ill is serious and leads to higher mortality, hence preventing infections can save lives.



### Bactiguard's strategic therapeutic areas



Source: McKinsey 2022/GlobalData

#### Dental

The oral cavity is a complex biological environment with a unique bacterial spectrum. Infections in this space including dental implants cause long-term problems that can be challenging to heal and require expensive long-term treatment to solve. They can also cause severe complications due to inflammation in the soft tissue, such as mucositis and periimplantitis. Longer term, this may require that the implant has to be removed.

#### Urology

Infections in the urinary tract are a common complication when a patient is catheterized. Catheter-associated urinary tract infection is one of the most common healthcare-associated infections, and often caused by indwelling urinary catheters. The catheter surface attracts bacteria and other microbes, which colonize it and may develop biofilm leading to infection. Patients who use catheters for a long time are at risk of developing urinary tract infections, as the risk of infection increases with each day of catheterization. Suffering

from a urinary tract infection can be both unpleasant and painful and might lead to serious complications such as urosepsis.

#### Wound management

Acute wound complications and chronic wounds impose substantial health issues and economic burdens globally. In a study by Nussbaum et al. in 2018 of Medicare patients in the US, over 15 percent of the beneficiaries had at least one type of wound infection, with total Medicare spending for all wound types ranging between USD 28 billion to USD 97 billion. Crucial when managing chronic wounds is wound bed preparation and effective cleansing to reduce or avoid biofilm formation. Bacteria and other microorganisms grow in most wounds, which make healing difficult and can cause the infection to spread in the body. There is a big need for biocompatible infection prevention products in this area, keeping infections away while simultaneously accelerating the healing results in less pain and discomfort for the patient.



# ABOUT THE TECHNOLOGY

Bactiguard’s unique infection prevention coating technology is safe and biocompatible, and significantly reduces the risk of medical device related infections. It is approved for both short- and long-term use and there are many application areas where it is used, and could be used, to increase patient safety. Bactiguard’s coating can be used on virtually all kinds of materials that are used for medical devices.

For more than 30 years, Bactiguard’s coating technology of noble metals has been developed and applied to a variety of medical devices. Already in 1986, the first clinical tests were performed and in 1994, a urinary catheter with Bactiguard’s coating technology was approved by the FDA in the US.

More than 100,000 patients, using products featuring Bactiguard’s coating technology, have been part of over 40 clinical trials and the results have been published in renowned and peer-reviewed publications. It is clinically proven that it is effective and significantly reduces the risk of medical device related infections.

We work constantly to develop the technology to be able to apply it to new

products, regardless of surfaces and materials. It has been successfully applied to titanium, stainless steel, latex, silicone, polymers, ceramic, and textile materials. Since it is approved for implants that can remain in the body for a lifetime, there are many potential areas of use such as knee and hip implants. The coating technology can be used in most areas where there is a medical need for infection prevention and tissue-friendly properties. Since the coating is ultra-thin, visual, mechanical, or dimensional properties of the device, such as thickness or rigidity, are not affected. Medical devices with Bactiguard’s coating put no additional requirements on sterile barriers or packaging and can be sterilized according to standardized methods. There are no specific requirements for healthcare professionals’ usage procedures or for waste management. The production process is also customizable and can easily be scaled up.

In addition to working together with our license partners, we collaborate with academia, healthcare, organizations, and other specialist companies. Bactiguard is part of several scientific networks with funding

from the EU and Sweden, for instance Vinnova and Medtech4Health.

## Strong patent and protection of intellectual property

Intellectual property and patents are an integral part of our strategy, and we continuously monitor and finetune our intellectual property portfolio to keep the highest protection standards. The infection prevention technology has a strong protection across different patents within eight relevant patent families.

During 2023, Bactiguard strengthened the intellectual property portfolio as the European Patent Office granted protection until 2039, which marked the third generation of patents. A US patent was also granted in 2023 which can be maintained until 2040. The patent portfolio focuses on the coating, although the coating process is also covered. The combination of extensive protection of intellectual property and Bactiguard’s specialized knowledge related to both manufacturing and coating processes prevent replication of the unique technology. The coating concentrate is based on a valuable recipe and is a well-kept trade secret.

Learn more about our clinical evidence and how the technology works on [bactiguard.com](https://bactiguard.com)

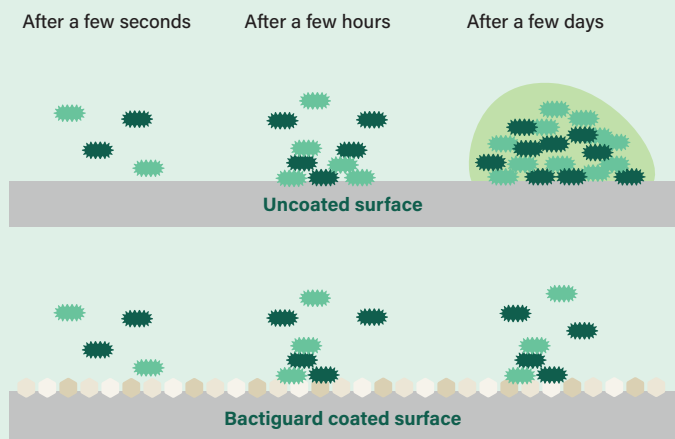
## How the technology works

Bacteria and other microbes adhere to the surface of medical devices. The bacteria often form a biofilm which makes them more resistant to antibiotics and the patient’s own immune system, resulting in an increased risk of infection. Bactiguard’s technology is based on an ultra-thin coating of gold, silver, and palladium.

When in contact with fluids, a miniscule galvanic effect is created which corresponds to a microscopic stream between the different noble metals. It allows fewer microbes to adhere to the surface, reducing the risk of biofilm formation leading to infection.

The quantities of noble metals are small, and no toxicological or pharmacological amounts are released. To put the quantities into perspective, an amount of noble metals equivalent to the size of a pea will result in a coating that covers an entire football field.

No adverse events relating to the coating have been reported.



**69%**

reduced risk of catheter-associated urinary tract infections

**53%**

reduced risk of ventilator-associated pneumonia

**52%**

reduced risk of catheter-related blood stream infections

# WOUND MANAGEMENT

Bactiguard's Wound Management offering includes Hydrocyn aqua, an innovative wound care product enabling wound healing and preventing infection and a wide range of surgical sutures including specialist sutures for cardiovascular operations and eye operations.

Hydrocyn aqua is a medical device, class III, and approved for all stages of acute, chronic, and infected wounds, such as stage I-IV ulcers, venous stasis and diabetic ulcerations, bed sores, surgical wounds, peritoneal lavage as well as first- and second-degree burns. The

active substance in Hydrocyn aqua is hypochlorous acid which is the white blood cell's own killing mechanism. Hydrocyn aqua mimics the body's own immune response without compromising safety whilst simultaneously improving wound healing.

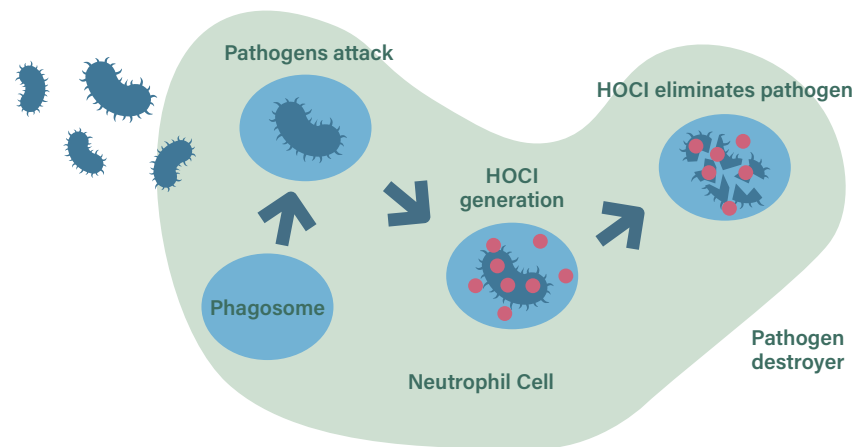
Learn more about our Wound Management offering on [bactiguard.com](https://bactiguard.com)

## How Hydrocyn aqua works

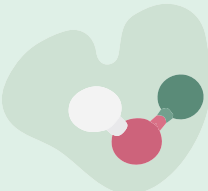

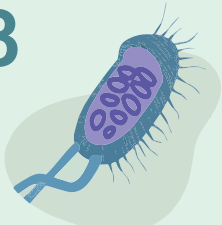

### Eliminates bacteria by osmotic shock

The mode of action of Hydrocyn aqua involves eliminating bacteria through an osmotic shock. Microbial cells are negatively charged while hypochlorous acid (HOCl) is electrically neutral. When Hydrocyn aqua is applied, HOCl can thus penetrate and pass through the microbial cell wall and destroy it.

Hydrocyn aqua is hypotonic, ensuring that water flows into the damaged cells to equalize the osmotic gradient. The increased internal pressure causes the bacteria to burst in a phenomenon known as osmotic shock.



## Key benefits of hypochlorous acid (HOCl)

<p><b>1</b></p>  <p>HOCl is a natural part of our immune defense, produced by neutrophils. HOCl is highly oxidizing and possesses antimicrobial properties.</p>	<p><b>2</b></p>  <p>HOCl breaks down biofilm by disrupting its structure and eliminating the bacteria.</p>
<p><b>3</b></p>  <p>The antimicrobial properties of HOCl are attributed to its ability to disrupt cell membranes, cellular processes, and essential biomolecules in microorganisms.</p>	<p><b>4</b></p>  <p>HOCl promotes wound healing by creating a favorable environment for cell growth and the migration of fibroblasts and keratinocytes.</p>

# RISK MANAGEMENT

Bactiguard is primarily exposed to market risks, operational risks, and financial risks. The risks and how they are managed is addressed below.

## Financial risk management and financial instruments

Through its activities, the Group is exposed to various types of risk, which are managed in the company's risk management program that concentrates on minimizing potential unfavorable effects on financial results. The company's Board of Directors is ultimately responsible for risk exposure, management, and follow-up of the Group's financial risks. The frameworks that apply are set by the Board of Directors and revised annually. The Board of Directors has delegated responsibility for daily risk management to the company's CEO, who in turn has delegated this to the company's CFO. The Board of Directors can decide on temporary departures from these established frameworks. Financial risks are described in Note 4.

## Climate risks

Bactiguard has identified a few company-specific risks related to climate change. The Group has a negative impact on the climate through, among other things, transports of products and raw material. Bactiguard always strives to optimize transport to reduce the negative environmental impact. Bactiguard's internal travel policy is that employees should always choose a more environmentally friendly alternative and, if possible, replace travelling with digital meetings.

## Liquidity risk

The liquidity risk is monitored monthly through rolling 12-month forecasts which evaluate the liquidity situation and is the base of taking relevant financial or operational measures. On 31 December 2023 cash and cash equivalents amounted to SEK 123 (198) million and the Executive Management makes the assessment that current liquidity levels will be sufficient to manage the company's commitments for the coming year. The bank loan originally was set to mature in December 2024. In April 2024, the company extended the maturity until May 2025.

## Macroeconomic risk

Weak economic performance and high national debt may cause both public and private customers to experience difficulty in obtaining financing. As well, this may

have a negative impact on some countries' ability and political willingness to invest in and allocate public resources to healthcare. Bactiguard maintains presence in geographic markets where the medical need and interest for infection prevention is significant. By offering the company's technology in multiple markets, the country-specific portion of the combined macroeconomic risk is minimized.

The company has a large exposure to the USD and other currencies, in relation to its partners and own geographic footprint. These exposures are monitored on a regular basis. Increased interest rates also affect the company's interest costs but given its sound debt situation it will have limited impact. For further information, see Note 4.

## Organizational risk

Bactiguard is a specialist and knowledge-based organization, where the ability to retain and attract qualified employees is crucial for its future success. It is an integrated part of the strategy to secure that the company is attractive as an employer and offer competitive working conditions and opportunities to develop. Bactiguard highly value equality and offer a safe work environment. For further information, see the Sustainability Report on page 28–30.

## Regulatory risk

As a manufacturer of medical devices, Bactiguard's operations are subject to requirements and standards that are determined by regulatory authorities for each of the markets where Bactiguard and the license partners operate and sell products. Regulatory processes in various countries may cause a risk of delays in the launching process of products in these countries. Bactiguard works in close collaboration with license partners and their regulatory advisors to minimize these risks. The company strives at communicating the different phases of partnerships in a clear and transparent manner to manage expectations on when a license partner will have products in the markets and generate revenues for Bactiguard.

## Technology risk

The company continuously monitors and finetunes the intellectual property portfolio

to keep the highest protection standards. During 2023, Bactiguard strengthened the intellectual property portfolio as the European Patent Office granted protection until 2039, which marked the third generation of patents. In the US, Bactiguard's current patent is maintained until 2040. The patent portfolio focuses on the coating, although the coating process is also covered. The combination of extensive protection of intellectual property and Bactiguard's specialized knowledge related to both manufacturing and coating processes prevent replication of the unique technology. Regulations for medical devices are getting stricter, which means that Bactiguard's strong clinical evidence will become an even more important competitive advantage. Bactiguard's technology has been tried and tested for many different applications. New competitors and technologies must invest in clinical evidence to be approved, which takes a long time and requires significant financial investment.

## Production risk

Bactiguard primarily licenses its coating technology to partners, while it also has its own production capabilities. The company's Wound Management products are produced in facilities in Malaysia. In addition, Bactiguard has production facilities in Sweden. By having several facilities, the company is less exposed to the risk of any production losses if a site is forced to reduce or stop production.

## Geopolitical risk

Changes in the geopolitical environment is affecting Bactiguard. The global economy is affected by the war situations in Europe and Middle East, and the development is monitored closely. The operational and financial effects are evaluated continuously as the global situation may rapidly change and affect the company's financial position. The company and its license partners often engage in longer-term contracts and therefore it is not always possible to change price towards the customer if the company's costs increase, which can have a negative impact on the financial position.

# COMMENTS ON THE FINANCIAL DEVELOPMENT

2023 was a year of significant changes; a sharpened strategy with a focus on the license business and the phase-out of the non-profitable BIP portfolio. Revenues were lower than expected due to the inventory adjustments conducted by Becton Dickinson & Company (BD) throughout the year. However, the fourth quarter was stable, concluding a challenging year.

## Revenues

The Group's revenues for the period January to December 2023 amounted to SEK 223.2 (253.5) million, a decrease corresponding to 12.0 percent. Adjusted for currency effect net sales decreased by 13 percent.

Recurring license revenue for the period amounted to SEK 104.3 (139.4) million. After taking the currency effects of SEK 4.4 million into account the revenue decreased with 28 percent. Revenues from BD for the same period amounted to SEK 93.1 (133.9) million, which correspond to a decrease of SEK 40.8 million or with 30.5 percent. Exchange rate have positively affected BD revenue by SEK 3.0 million and excluding this effect the revenue decreased 39 percent. Revenue from contract manufacturing and royalty for Zimmer Biomet amounted to SEK 11.2 (5.6) million.

Non-recurring license revenue for the period January to December was SEK 12.9 (22.0) million, a decrease of SEK 9.1 million, corresponding to 41.4 percent. Adjusted for a currency effect of SEK 0,6 million revenue decreased by 44 percent. Non-recurring license revenues are primarily related to project revenues and exclusivity revenues for the agreement signed last year with Zimmer Biomet, where the decrease compared to last year primarily is attributable to the regulatory revenue that was received 2022.

BPP revenue for the period amounted to SEK 84.4 (62.2) million, an increase of SEK 22.2 million, corresponding to a growth of 35.7 percent. Adjusted for currency effects of SEK 3.0 million the growth was 31 percent. The revenue increase is primarily attributable to the BIP portfolio and Wound Management.

Other revenue amounted to SEK 21.6 (29.9) million, of which SEK 12.4 (21.5) million pertained to currency effects.

From 2024, Bactiguard will report revenue according to the stages of each partnership. The aim is to create a better understanding and transparency of how the different partnerships affect the company financially. This means that non-recurring license revenues are divided into revenues from application development partnerships and exclusivity partnerships, and that recurring license revenue are referred to as revenues from license partnerships. BPP revenues are divided into BIP portfolio and Wound Management portfolio.

According to the new split, revenues from license partnerships amounted to SEK 104.3 (139.4) million, a decrease of 25 percent. Revenue from exclusivity partnerships amounted to SEK 9.7 (3.1) million, an increase of 216 percent. Revenue from application development partnerships amounted to SEK 3.1 (18.9) million, a decrease of 83 percent.

Revenue from BIP portfolio amounted to SEK 30.5 (18.5) million, corresponding to an increase of 65 percent. Revenue from Wound Management amounted to SEK 53.8 (43.7) million, an increase of 23 percent.

## Operating expenses

Costs of raw materials and consumables for the period amounted to SEK -65.6 (-47.8) million, an increase of SEK 17.7 million, corresponding to a cost increase of 37.0 percent. SEK 14.8 million is attributable to the one-time accrual the company made in Q2 for write-downs of inventory and project-related material purchases. Other external costs amounted to SEK -97.9 (-83.2) million, an increase of SEK 14.6 million, corresponding to a cost increase of 17.6 percent, SEK 9.7 million is attributable to the Q2 accrual which was primarily due to a stricter reassessment of the provisions for trade receivables.

Other cost increases are mainly explained by increased travel and consulting costs. Costs for personnel increased 17.5 percent to SEK -123.5 (-105.1) million, an increase of SEK 18.4 million, of which SEK 17.2 million is attributable to the Q2 accrual which was due to reassessments regarding project costs for the Zimmer Biomet contract signed in 2019 and restructuring costs for rendering the operations more efficient and attaining profitability.

Other operating expenses have had a negative impact by SEK -13.9 (-28.2) million. Total operating expenses increased during the year by 15 percent and amounted to SEK -355.1 (-309.1) million.

## Operating profit/loss and EBITDA

Operating loss amounted to SEK -131.9 (-55.7) million. Depreciation/amortization impacted operating loss by SEK -55.9 (-49.2) million, where amortization relating to Bactiguard's technology amounted to SEK -25.4 (-25.4) million and depreciation of leases amounted to SEK -11.3 (-10.6) million. EBITDA<sup>1)</sup> for the period amounted to SEK -76.1 (-6.4) million, corresponding to an EBITDA margin<sup>1)</sup> of -34.1 (-2.5) percent.

## Financial net

Net financial items amounted to SEK -15.2 (-4.2) million, where SEK 5.2 (1.2) million pertained to interest income and SEK -13.5 (-8.7) million pertained to interest expenses. The remaining SEK -6.9 (3.3) million pertained to other financial expenses - mainly exchange rate effects. The change in net financial income is mainly due to higher market interest rates.

<sup>1)</sup> Reference to page 66, Definitions of alternative key performance indicators.

### Taxes

Tax for the period amounted to SEK 8.8 (7.0) million. Income tax in foreign subsidiaries amounts to SEK 1.0 (-0.0) million. Of the tax for the period, SEK 8.9 (7.0) million refers to a change in deferred tax attributable to the intangible assets and leasing agreements.

### Profit/loss for the year

Net profit/loss for 2023 amounted to SEK -138.4 (-52.9) million.

### Investments

Investments amounted to SEK -8.6 (-10.9) million and related to investments in production facilities and capitalized development costs.

### Cash flow

Cash flow from operating activities amounted to SEK -52.3 (3.1) million. The loss for the year affected the cash flow negatively while increased current liabilities had a positive effect.

### Financial position

The equity ratio amounted to 53 (61) percent and equity amounted to SEK 353.2 (495.7) million.

On 31 December 2023 cash and cash equivalents amounted to SEK 123.2 (197.7) million and net debt stood at SEK 109.9 (41.0) million.

The parent company has a loan with SEB with an original term until December 2024. This was renegotiated in April 2024

and extended to May 2025. As of 31 December 2023, the credit facility amounted to SEK 170.9 (170.9) million. As of 31 December 2023, the overdraft facility from SEB of SEK 30 million was unutilized. Foreign subsidiaries had credit facilities amounting to SEK 3.3 (9.7) million as of 31 December 2023.

Total assets 31 December 2023 amounted to SEK 662.2 (807.7) million. The largest asset items in the balance sheet are goodwill, SEK 248.1 (250.5) million, cash and cash equivalents, SEK 123.2 (197.7) million, and Bactiguard's technology, SEK 73.3 (98.8) million.

Technology is depreciated by approximately SEK 25.0 million per year over a period of 15 years.

### Parent company

Revenues consist of invoiced group-wide costs (management fees). The parent company received interest on its receivables from group companies in 2023. No investments were made in 2023.

### Events after the end of the year

Christine Lind appointed new CEO and is expected to join Bactiguard in May 2024.

Agreement with Dentsply Sirona not to pursue the application development project further due to changed priorities at Dentsply Sirona.



# CORPORATE GOVERNANCE REPORT

Bactiguard Holding AB (publ.) is a public limited company listed on the main list of Nasdaq Stockholm. Corporate governance within Bactiguard is based on the Swedish Annual Accounts Act, Nasdaq Stockholm's Rule Book for Issuers, the Swedish Corporate Governance Code (the Code), statements issued by the Swedish Securities Council, as well as other applicable Swedish and foreign laws and regulations.

This corporate governance report has been prepared as part of the Swedish Annual Accounts Act and the company's application of the Code.

Bactiguard has in 2023 deviated from the Code 2.4, in that if more than one member of the board are part of the nomination committee only one can be dependent in relation to major shareholders. The reason for the deviation is that participation to the nomination committee is a central part of exercising ownership. The nomination committee's independence is still secured as all other aspects of the code are filled. The auditors have performed an examination of this report.

## Articles of association

The articles of association were adopted by the Annual General Meeting on 28 April 2021 and can be found in their entirety on the website [bactiguard.com](https://bactiguard.com).

The company's registered office is Stockholm and the financial year is the calendar year.

The articles of association do not contain any provisions for the dismissal of Board members or changes to the articles of association.

## Shares and share capital

Bactiguard has two share series, A and B. Both share series carry the same right to dividends. One series A share carries ten votes, while one series B share carries one vote.

The articles of association stipulate the rules for the shares' pre-emptive rights for cash issues, set-off issues and bonus issues, as well as the right for holders of A shares to convert them into series B shares. The articles of association also contain rules of the right of first refusal for A shares.

The Bactiguard series B share has been listed on Nasdaq Stockholm since 2014 and since 4 January 2021 on Mid Cap.

At the end of 2023 the share capital amounted to SEK 876,097 allocated among a total of 35,043,885 shares of which 4,000,000 were unlisted A shares and 31,043,885 B shares. The total number of votes amounted to 71,043,885.

The 2023 Annual General Meeting granted the Board of Directors the authorization to resolve to issue shares, warrants and/or convertible bonds on one or more occasions before the next Annual General Meeting, with or without deviation from the shareholders' pre-emptive rights. Based on the authorization, a resolution can be made to issue new shares, exercise warrants and/or convert convertibles corresponding to a maximum of 10 percent of the total number of outstanding shares in the company at the time when the Annual General Meeting resolves to give its authorization (which does not prevent convertibles from being combined with conversion terms which, if applied, may result in a different number of shares).

This authorization includes the right to resolve that shares will be issued against cash payment, payment in kind or payment by way of set-off and the issue may otherwise be subject to conditions as set out in Chapter 2, Section 5, second paragraph, 1-3 and 5 of the Swedish Companies Act.

A cash issue or a set-off issue that takes place with deviation from the shareholders' pre-emptive rights must be on market terms.

The reason for the right to deviate from the shareholders' pre-emptive rights is to allow flexibility when raising capital or making potential acquisitions.

## Shareholders

At the end of the year the number of shareholders was 3,441 (3,631) and the largest owners were (the figures in brackets represent the proportion of capital and votes respectively): Thomas von Koch with companies (18.9%, 34.6%); Christian Kinch with family and companies (17.6%, 34.0%); Jan Ståhlberg (10.3%, 5.1%).

## Annual General Meeting

The Annual General Meeting is the highest decision-making body of the company and it is at the Annual General Meeting and any extraordinary General Meetings that all shareholders can exercise their voting

rights and decide on matters affecting the company and its operations.

Notice to attend a General Meeting shall be issued no earlier than six and no later than four weeks prior to the meeting. Notice to attend an extraordinary General Meeting, in which a matter concerning amendments to the articles of association will not be dealt with, shall be issued at the latest three weeks before the General Meeting.

Notice to attend a General Meeting shall be issued in the form of an announcement in the government newspaper, *Post och Inrikes Tidningar* (Post and Domestic Times) and on the website [bactiguard.com](https://bactiguard.com).

The fact that notice has been issued shall be announced in *Dagens Industri*.

A General Meeting may be held in Stockholm, Huddinge or Botkyrka.

At the Annual General Meeting resolutions shall be passed with respect to the adoption of the income statement and balance sheet, the appropriation of the profit or loss for the year, dividends, and the discharge of liability for the Board members and the CEO. Resolutions are also passed on the fees for the Board of Directors and the auditors. The Board of Directors and auditor are elected until the next Annual General Meeting. Other statutory matters are also addressed, such as the adoption of the guidelines for remuneration to senior executives.

All shareholders registered in the share registry as of the record date and who have provided timely notice of their intention to participate in the General Meeting in accordance with the provisions of the articles of association are entitled to participate in the meeting and vote proportionally to their shareholdings. Shareholders may be represented by proxies, provided that the number of proxies has been registered by the shareholder by the day specified in the notice to attend the General Meeting.

## Annual General Meeting 2023

Bactiguard's Annual General Meeting was held on 5 May 2023 at the company's headquarters in Tullinge. The lawyer Magnus Lindstedt was elected Chairman. The Board was quorate as the CEO, the Chairman of the Board and all members were present at the General Meeting.

## Corporate Governance

The Annual General Meeting adopted, inter alia, the following resolutions in line with the proposals of the Board of Directors and the Nomination Committee:

- Adoption of the income statements and balance sheets for 2022 and a resolution that no dividend be paid.
- The Board and the CEO were granted discharge from liability for 2022.
- The remuneration for the next mandate period shall be SEK 750,000 to each of the Chairman of the Board and the Deputy Chairman of the Board, SEK 400,000 to other Board Members. There is no remuneration to the Chairman of the Committees nor for other committee members.
- Christian Kinch, Thomas von Koch, Anna Martling, Magdalena Persson and Jan Ståhlberg were re-elected as ordinary Board Members and Richard Kuntz was elected as a new Board Member.
- Thomas von Koch was elected as the Chairman of the Board.
- Deloitte AB was re-elected as the auditing company until the end of the next Annual General Meeting and a resolution was taken for fees to the auditor to be paid according to approved invoices.
- Approval of the remuneration report.

- Authorisation for the Board of Directors to resolve to issue new shares, warrants and/or convertible bonds, with or without deviation from the shareholders' pre-emptive rights.

### Annual General Meeting 2024

Bactiguard's 2024 Annual General Meeting will be held 10:00 AM 14 May 2024 in Posthuset 7A, Vasagatan 28 in Stockholm. The notice to convene the meeting contains more information.

The following are at the disposal of the AGM:	SEK
Retained earnings	-33,556,621
Share premium reserve	727,969,424
Profit/loss for the year	4,210,045
<b>Total</b>	<b>698,622,848</b>

The Board of Directors proposes that the profits be carried forward	698,622,848
<b>Total</b>	<b>698,622,848</b>

### Nomination Committee

At the 2021 Annual General Meeting the following instructions were adopted for the Nomination Committee of Bactiguard and no adjustments were made by the Annual General Meeting 2023.

The Nomination Committee shall comprise five members. The Chairman of the Board of Directors shall contact the five largest shareholders of the company, in terms of voting power, pursuant to Euroclear Sweden AB's print-out of the share register on 31 August. Each of these shareholders shall be afforded the opportunity, within a reasonable time, to appoint one member of the Nomination Committee. In the event that any of them fails to exercise their right to appoint a member, such right to appoint a member shall pass to the next largest shareholder in terms of voting power who has not already appointed a member to the Nomination Committee. The Chairman of the Board of Directors shall be an adjunct member without voting rights. The Chairman of the Nomination Committee shall be the member who represents the largest shareholder in terms of voting power, unless otherwise agreed by the members.

The names of the members of the Nomination Committee shall be published as soon as the Nomination Committee has been appointed, but no later than six months prior to the next Annual General Meeting. The Nomination Committee is appointed for a term commencing from the time its composition is published until

## Organization and governance

The shareholders exercise their influence on Bactiguard at the Annual General Meeting and other General Meetings. The General Meeting is the company's highest decision-making body. The Board of Directors and the CEO are responsible for the company's organization and administration in accordance with the Swedish Annual Accounts Act, other laws and ordinances, Nasdaq Stockholm's Rule Book for Issuers, the articles of association and the Board's internal steering instruments.



a new Nomination Committee has been appointed.

In the event of any change to the ownership structure of the company after 31 August but more than 12 weeks prior to the next Annual General Meeting, and provided that a shareholder after this change becomes one of the five largest shareholders of the company in terms of voting power and, submits a request to the Chairman of the Nomination Committee to be included in the Nomination Committee, such a shareholder shall be entitled, at the discretion of the Nomination Committee, either to appoint an additional member to the Nomination Committee or to replace the member appointed by the shareholder with less voting power after the change in ownership.

If a member appointed by a shareholder leaves the Nomination Committee during its term or if such a member is unable to fulfil its assignment, the Nomination Committee shall request the shareholder who has appointed the member to appoint a new member within a reasonable time. In the event that the shareholder fails to exercise its right to appoint a new member, the right to appoint such a member shall pass to the next largest shareholder in terms of voting power who has not already appointed a member to the Nomination Committee or waived their right to appoint a member to the Nomination Committee. Changes to the composition of the Nomination Committee shall be published immediately.

The Nomination Committee shall perform its duties in accordance with these instructions and applicable rules. The duties include, inter alia, submitting proposals for:

- Chairman of the Annual General Meeting,
- Chairman and other members of the Board of Directors to be elected at the Annual General Meeting,
- fees payable to the Board of Directors, with a breakdown between the Chairman and other members of the Board of Directors, and any compensation for committee work,
- where applicable, election of auditors,
- fees payable to the auditors, and
- any changes in these instructions to the Nomination Committee to the extent deemed necessary.

The Nomination Committee has the right to incur costs for its work.

The Nomination Committee for the 2024 Annual General Meeting was announced on 2 November 2023 and comprises:

Helena Borglund, appointed by TomBact AB; Christian Kinch, appointed by

GIDL Invest AB; Jan Ståhlberg, appointed by Jan Ståhlberg; Mats J Andersson, appointed by Nordea Fonder; and Jannis Kitsakis, appointed by Fjärde AP-Fonden.

The shareholders were able to submit proposals and opinions to the Nomination Committee by 15 January 2024.

## Board of Directors and its governance

### Board of Directors

The Board of Directors is, inter alia, responsible for Bactiguard's organization and management, and appoints a CEO who is responsible for the daily administration in accordance with guidelines and instructions. The Board of Directors shall also ensure that the company's organization is designed to adequately manage the company's accounts, financial management and other economic conditions.

The Board of Directors shall primarily address comprehensive and long-term issues, and other issues of unusual character or great significance to the Group and the company.

The Board of Directors' work shall follow a written work procedure designed to ensure that the Board of Directors is fully informed and that all Board-related aspects of the company's operations are addressed. Every quarter the Board of Directors receives information from management in the form of activity reports, in accordance with the CEO instructions. The company's external auditors report their observations from the examination of the company accounts and their assessment of the company's internal procedures and controls to the Board of Directors.

Every year the Board adopts its work procedure at a statutory Board meeting. The current work procedure was adopted on 5 May 2023. Pursuant to the work procedure, six ordinary Board meetings are normally held per year in addition to the statutory meeting. The work procedure for the Board of Directors regulates the division of responsibility between the Board of Directors, the Chairman of the Board and the CEO. It also regulates the responsibilities of the Board, the meeting schedule, and the tasks to be performed by the Board. These tasks include, inter alia, accounting and auditing issues, market and market analysis, risk identification, strategy, organization, evaluation of the Board and the CEO, and the internal control system.

The Board has also issued instructions for the CEO as well as an authorization procedure. The Board has adopted seven groupwide policies that regulate how the company, its subsidiaries and employees are to behave and act in order to conduct

business that is sustainable in the long term. These policies are revised and adopted on an annual basis at the statutory meeting or – if necessary – during the year. Internal controls and the company's external auditors monitor compliance with these policies. Non-compliance or risks of compliance breaches result in management taking immediate action, while more serious cases are reported to the Board.

### Chairman of the Board

According to the Board's work procedure, the Chairman of the Board of Directors has special responsibility for monitoring and discussing the company's development in regular contact with the CEO. The Chairman shall also ensure that the CEO keeps the Board's members informed of Bactiguard's financial position, financial planning, and evaluation. The Chairman of the Board is also responsible for the Board's work being evaluated every year.

### Composition of the Board

According to the articles of association, the Board is to comprise a minimum of three members and a maximum of seven members. The Board is elected annually at the Annual General Meeting until the next Annual General Meeting has been held.

The Board comprises five members. The CEO attend all Board meetings except when the work of the CEO is being evaluated.

The Board is presented on page 26.

### The Board's work in 2023

In 2023 the Board held sixteen minuted meetings, as well as one statutory meeting in conjunction with the Annual General Meeting.

At these meetings the Board discussed regular items, including the commercial and market situation, financial reporting, budgets and projects. General strategic issues were also analyzed, including market issues, growth opportunities and sustainability. During 2023, the company sharpened the strategy with focus on the licensing business.

The Board met the company's auditor once in 2023 where Executive Management was not in attendance.

### Board Committees

Members of the committees and their chairmen are appointed at the statutory Board meeting for a period of one year at a time. Work in the committees is carried out based on the instructions that are adopted for each committee.

The work of these committees is primarily preparatory and advisory in each

area. However, the Board can delegate the decision-making authority to the committees for certain issues.

### Remuneration Committee

The Remuneration Committee shall support the Board of Directors with proposals, advice, and preparation in regard to issues of remuneration principles for the CEO and other senior executives, and individual remuneration to the CEO in accordance with the guidelines for remuneration for senior executives that is adopted by the Annual General Meeting.

These principles include the relationship between fixed and any variable remuneration, and the relationship between performance and remuneration, the principal terms for any bonus and incentive programs, and the general terms for other benefits, pensions, notice of termination and severance pay. The Board of Directors is also responsible as a whole for establishing remuneration levels and other employment terms for the CEO. Share-related incentive programs for Executive Management and other senior executives are adopted by the Annual General Meeting.

The committee shall also support the Board of Directors in monitoring the system through which the company complies with disclosure requirements stipulated by legislation, market regulations and the Code in regard to information related to remuneration of the CEO and other senior executives. The committee shall also monitor and assess any ongoing or concluded incentive programs for variable remunerations to the CEO and other senior executives; evaluate compliance with the guidelines for remuneration to the CEO and other senior executives adopted by the General Meeting as well as the current structure and levels of remuneration.

In 2023 the Remuneration Committee considered, inter alia, the salary of the CEO and carried out an evaluation to ensure that the terms and conditions of

senior executives comply with the guidelines for remuneration to senior executives adopted by the Annual General Meeting.

Following the 2023 Annual General Meeting, the Remuneration Committee comprises the Chairman of the Board, Thomas von Koch, Christian Kinch, and Jan Ståhlberg. Thomas von Koch left the Remuneration Committee when appointed interim CEO. The Remuneration Committee then comprises Christian Kinch, Jan Ståhlberg, and Magdalena Persson. Christian Kinch is the Chairman of the Remuneration Committee.

In 2023 the committee held two minuted meeting and had informal contacts where necessary in between. Attendance of the Remuneration Committee is shown on the table on page 22.

### Audit Committee

The Audit Committee is tasked with monitoring the company's financial reporting and the effectiveness of internal controls and risk management, as well as internal audits, if required. The committee shall also keep itself informed of the audit of the annual accounts and consolidated accounts, as well as the conclusions of the auditor's quality control, inform the Board of the results of the audit, how the audit contributed to the reliability of the financial reporting, and the function that the committee has had. The committee shall also monitor and review the auditor's independence and impartiality, and especially follow whether the auditor provides other services than purely auditing services to the company. The committee also provides proposals for the General Meeting's decision on the selection of auditors.

The interim reports and year-end report were discussed by the committee in 2023, as well as the effectiveness of the work in the company's Executive Management and finance function. In addition, the committee analyzed the company's financial risks regarding the financial reporting and

provided feedback to the Board on the outcome of the internal controls and their effects.

Following the 2023 Annual General Meeting, the Audit Committee comprises Jan Ståhlberg, Christian Kinch, Anna Martling and Thomas von Koch. Thomas von Koch left the Audit Committee when appointed interim CEO. The Audit Committee then comprises Jan Ståhlberg, Christian Kinch, and Anna Martling. Jan Ståhlberg is the Chairman of the Audit Committee. The Board believes that the members are competent in the areas of the Audit Committee and comply with the requirements for independence in accordance with the Code and the Swedish Annual Accounts Act. In 2023 the committee held four minuted meetings and had informal contacts when necessary in between. Attendance of the Board members at the Audit Committee is shown in the table on page 22. As well as the members of the committee, the CFO is also invited to the meetings of the Audit Committee, and, when so required, the auditor, CEO and other salaried employees at the company. The company's auditor attended all of the meetings in 2023.

### Evaluation of the Board's work

The company evaluated the work of the Board in November 2023 and this was presented to the Board in January 2024. The evaluation was performed using a questionnaire that covered 18 different aspects of the Board's work and its measures to create value.

The evaluation shows the Board Members' view of how the work of the Board is conducted and whether measures should be taken to develop and improve the Board's work. The results of this questionnaire also provide important input for the Nomination Committee's work for the next Annual General Meeting. The results of this survey were therefore presented to both the Board and the Nomination Committee.

## The Board's attendance, independence and remuneration 2023

Member	Board meeting	Audit Committee	Remuneration Committee	Independent in relation to the company	Independent in relation to the major shareholders	Remuneration, TSEK
Thomas von Koch <sup>1)</sup>	17/17	4/4	1/2	No	No	250
Richard Kuntz <sup>2)</sup>	13/17	-	-	Yes	Yes	300
Christian Kinch <sup>3)</sup>	17/17	4/4	1/2	No	No	750
Anna Martling	17/17	4/4	-	Yes	Yes	400
Magdalena Persson	17/17	-	1/2	Yes	Yes	400
Jan Ståhlberg	17/17	4/4	2/2	Yes	No	400
<b>Total number of meetings</b>	<b>17</b>	<b>4</b>	<b>2</b>			<b>2,500</b>

<sup>1)</sup> Thomas was Chairman of the Board until he was appointed interim CEO on 21 May 2023.

<sup>2)</sup> Richard was appointed Member of the Board at the Annual Meeting on 5 May 2023 and has received consulting fees amounting to 129 TSEK for 2023.

<sup>3)</sup> Christian was appointed Chairman of the Board when Thomas was appointed interim CEO on 21 May 2023.



### Chief Executive Officer

The Chief Executive Officer is appointed by the Board of Directors and is responsible for the daily administration of the company's operations in accordance with the instructions and regulations of the Board of Directors. The most recent CEO instructions were adopted by the Board on 5 May 2023. The instructions for the CEO state what is included in the daily administration and what decisions should be referred to the Board. The CEO keeps the Board and Chairman continually informed of the company's financial position and development and provides essential information and decision-making material for Board meetings. The CEO also functions as the Chairman of Executive Management and makes decisions in consultation with other members of Executive Management.

The Board evaluates the CEO's work and performance on an annual basis. A CEO evaluation was held in June and December 2023.

### Executive Management

Executive Management is an advisory body for the CEO and manages general strategy and development issues as well as day-to-day operations. Executive Management meets twice a month and is in continual contact to discuss current business, strategies, and related matters. Executive Management is presented on page 27.

### Guidelines for remuneration to the CEO and other senior executives

Remuneration issues are discussed by the Board's Remuneration Committee and decided by the Board. The Board prepares proposals for guidelines for remuneration to senior executives which it passes to the Annual General Meeting, for resolution.

The Annual General Meeting 2020, decided on guidelines for remuneration to the CEO and other senior executives which have remained applicable during 2023. The Board of Directors will propose amendments to the guidelines to the Annual General Meeting in 2024 as following. The proposed new guidelines are essentially unchanged compared to the guidelines adopted at the Annual General Meeting 2020. The adjustment made relates to the company's sharpened strategy.

Executive Management refers to the CEO and other members of the executive management of Bactiguard. The guidelines shall apply to remuneration that is agreed upon, and changes made to already agreed remuneration, after the guidelines are adopted by the 2024 Annual General

Meeting. The guidelines do not include remuneration decided by the General Meeting, such as Board fees and other remuneration to the Board.

### The guidelines' promotion of the company's business strategy, long-term interests, and sustainability

Bactiguard's strategy in brief is to develop safe and biocompatible technology to prevent medical device related infections. The company's unique technology is based on an ultra-thin noble metal coating that prevents bacterial adhesion and biofilm formation on medical devices. Bactiguard's infection prevention solutions decrease patient suffering, save lives, and unburden health-care resources. They also fight against antimicrobial resistance. Bactiguard operates through license partnerships with leading global MedTech-companies that apply the technology on their medical devices. The company also has a portfolio of wound management products.

A prerequisite for the successful implementation of Bactiguard's business strategy and the safeguarding of its long-term interests, including its sustainability, is for the company to recruit and retain qualified employees. This requires the company to offer competitive remuneration. These guidelines enable the company to offer executive management a competitive total remuneration.

Variable cash remuneration covered by these guidelines shall aim to promote Bactiguard's business strategy and long-term interests, including its sustainability.

#### Policies adopted by the Board

- Finance policy
- Insider policy
- IT policy
- Communication policy
- Currency policy
- Environmental policy
- Code of conduct

### Types of remuneration, etc.

The total remuneration from Bactiguard to executive management shall be at market terms, reasonable and appropriate, and may consist of the following components: fixed salary, variable salary, pension and other benefits.

Executive Management shall be offered a fixed salary at market terms, which shall be determined based on the individual's area of responsibility and experience and

shall be reviewed on an annual basis. Executive Management may, from time to time, be offered a variable salary at market terms. Such a variable salary must be designed with the purpose of promoting Bactiguard's business strategy, long-term interests, including its sustainability, and linked to predetermined and measurable criteria. Such a variable salary may not exceed 50 percent of the annual fixed salary.

Executive Management shall be entitled to pension benefits at market terms, typically fee-based (defined contribution) pension schemes. The pension premiums for defined contribution pension schemes may not exceed 30 percent of the fixed annual salary.

Other benefits for executive management may include access to a company car, wellness contributions, medical insurance, interest compensation linked to financing the acquisition of shares in Bactiguard, and other conventional benefits. Other benefits shall not constitute a substantial part of total remuneration. Premiums and other costs arising from such benefits may amount to a maximum of five percent of the annual fixed salary.

Employment conditions that are governed by rules other than Swedish rules, may be appropriately adjusted to comply with mandatory local rules and practice, and the general purpose of these guidelines should be met as far as possible.

### Criteria for awarding variable cash remuneration

Any variable remuneration shall be linked to predetermined and measurable criteria which can be financial or non-financial. They may also be individualized, function-based, quantitative or qualitative objectives. The criteria and objectives shall be designed to contribute to Bactiguard's business strategy and long-term interests, including its sustainability.

The majority of the variable salary shall be linked to Bactiguard's sales, EBITDA and/or cash-flow, and thereby aligned with the company's long-term financial targets. The remaining part of the variable salary may be based on individual and function-based objectives.

To which extent the criteria for awarding variable cash salary have been satisfied shall be established/evaluated when the measurement period, one or several years, has ended. The Remuneration Committee is accountable for the assessment of variable cash salary to the CEO. The CEO is accountable for the assessment of variable cash salary to the other members



of executive management. As regards financial targets, the assessment shall be based on the latest financial information disclosed by the company.

To the extent permitted under applicable laws and agreements, the Board of Directors is entitled to reclaim, fully or in part, any variable salary paid on incorrect grounds.

### Termination of employment

The notice period for executive management may not exceed six months, if notice of termination of employment is made by the company. Any severance pay may not exceed the fixed annual salary for one year.

In addition, compensation for non-competition may be paid. Such remuneration shall only compensate for any loss of income resulting from the non-competition obligation and shall be based on the remuneration that the executive had at the time of termination of employment.

### Share and share-related incentive plans

Resolutions regarding share-related incentive programs shall be adopted by the General Meeting. On an annual basis, the Board of Directors shall assess whether a long-term incentive program should be proposed to the General Meeting or not, and if so, whether amendments to these guidelines are required for this reason.

### The decision-making process to review and implement the guidelines

The tasks of the Remuneration Committee include preparing the Board of Directors' proposed guidelines for remuneration and, where applicable, the Board of Directors' decision to deviate from these guidelines.

In preparing these remuneration guidelines, the total compensation for the company's employees has been taken into account. The components of the total compensation, the increase and development of the compensation over time have formed part of the decision criteria for the Remuneration Committee and the Board of Directors when evaluating the fairness of the guidelines and the limitations that follow.

The Board of Directors shall prepare a proposal for new guidelines at least every fourth year and submit it to the Annual General Meeting. The guidelines shall remain in force until new guidelines are adopted by the General Meeting. The Remuneration Committee shall – where applicable – also follow and evaluate programs for variable remuneration to Executive Management, the application of the guidelines for remuneration to Executive

Management as well as current remuneration structures and levels of remuneration in the company. These guidelines apply to agreements concluded after the General Meeting, and in the event that changes are made to existing agreements after this date. The Board of Directors shall be entitled to, temporarily, resolve to deviate from the guidelines, in whole or in part, if, in a specific case, there is special cause for the deviation and it is necessary to serve Bactiguard's long-term interests, including its sustainability, or to ensure the company's financial viability.

### Auditor

According to the articles of association, the Annual General Meeting shall appoint not less than one and not more than two auditors.

At the Annual General Meeting on 5 May 2023, the registered accounting firm Deloitte AB was elected as auditor for the period through the Annual General Meeting that will be held in 2024. Therese Kjellberg, Authorized Public Accountant, was appointed as the auditor in charge. The auditors attend the Audit Committee meetings when necessary to provide information about the ongoing audit work and brief the entire Board on at least one occasion. In 2023 the auditor attended meetings of the Audit Committee and the Board of Directors. The auditor attends the Annual General Meeting and reports their examination of Bactiguard's management and annual accounts. In addition the auditors examine the interim report for the period January–September, remuneration to Executive Management, the corporate governance report and the sustainability report.

### Internal controls for financial reporting

According to the Swedish Annual Accounts Act and the Code, the Board is responsible for ensuring that the company has adequate internal control. The Board shall ensure that the company has formalized procedures in place to ensure compliance with the adopted policies for financial reporting and internal control, and that the financial reporting is prepared in accordance with the law, relevant accounting standards and other requirements for listed companies.

### Control environment

Internal control of financial reporting is based on the overall control environment.

The control structure is based on the company's finance system.

It is designed to ensure that entering agreements and paying invoices, etc.,

follow the decision-making processes, and the signatory and authorization procedures provided in the internal steering documents. This counteracts and prevents the risks identified by the company.

In addition to these control structures, a series of additional control activities are conducted to further discover and correct any errors and deviations. Such control activities consist of follow-up at various levels in the organization, for example, follow-up and review by the Board of Directors regarding their formal decisions, review and comparison of income items and account settlement, and approval of the accounting of business transactions within the finance department. In accordance with its work procedure, the Board of Directors conducts an annual review of these internal controls.

### Risk assessment

Identification is made of the risks that are assessed to exist and measures are taken to mitigate these risks. Bactiguard works continually and actively to chart, assess, and manage the risks that the company is subject to in its financial reporting. The risk assessment was conducted at the Board meeting in January 2024 as it was tabled at the Board meeting in October 2023. It is particularly important for the Board of Directors to monitor the development of this internal control, to ensure that actions are taken in the event of any shortcomings and to make proposals where necessary. The follow-up and evaluation of the internal control takes place regularly in collaboration with the auditor.

### Control activity

Bactiguard has established an organization for the purpose of ensuring that all financial reporting is correct and efficient. The internal steering documents define responsibilities and daily interactions between the positions involved so that all necessary information and communication reach all persons as required. The division and delegation of responsibility have been documented and communicated in internal steering documents established for the Board of Directors and the company, such as: the work procedure of the Board of Directors, the CEO instruction, and the delegation of authority, authorization procedure and other internal steering documents, such as the financial handbook. All internal steering documents are maintained and updated on a regular basis, to reflect legislative changes or revision of reporting standards. Executive Management receives monthly financial

information regarding the company and its subsidiaries in regard to developments of upcoming investments and liquidity planning. The Board of Directors regularly assesses the information which the company's senior executives and the auditor submit.

#### **Information and communication**

Internal steering documents, including rules and manuals, are kept continually updated in the finance handbook and communicated through internal meetings and other targeted dissemination. General strategic issues are communicated to the entire organization through the intranet and employee meetings.

The company's communication policy is designed to ensure that publication of all information, both internal and external is made correctly and at the appropriate time for all occasions. This policy aims to ensure compliance with the disclosure requirements in a correct and comprehensive way. If shareholders and other external stakeholders want to monitor the company's development, current financial information is published regularly on the website [bactiguard.com](http://bactiguard.com).

#### **Monitoring**

The Board of Directors continually monitors the effectiveness of the internal controls and discusses important issues

relating to accounting and reporting. The company uses a quality system that has documented standard procedures and work instructions. The monitoring process is delegated to the company's finance function which provides financial reports and summaries that are submitted to the Board quarterly. Monitoring and evaluation of internal control is reported annually. The finance function is also responsible for following up routines and instructions.

These procedures and instructions are reviewed both internally and by external quality auditors (notified body). Any deviations are reported to the Executive Management and any major deviations are reported to the Board. The CEO reports regularly to the Board in order to monitor the operational targets in the business plan. The CEO prepares interim reports and year-end reports, which are approved by the Board before they are published. The Board also continually evaluates reports from the CEO and CFO, which includes results, budgets and an analysis of the key performance indicators.

The Audit Committee is continually involved in the internal control work and financial reporting processes. The Audit Committee also reviews the external auditors' report on its examination and recommendations of internal controls, which are then reported to Executive Management and the Board.

Policies, guidelines and procedures are updated and evaluated when necessary, but as a minimum on an annual basis. The Board is responsible for maintaining the general steering documents and the CEO, or a person designated by the CEO, is responsible for the other documents.

#### **Internal audit**

In 2023 the Board evaluated the Group's need for internal audits. This resulted in the Board making the assessment that Bactiguard does not need to introduce its own internal audit function in 2023 alongside the existing processes and functions for internal control. The Board of Directors has assessed that the monitoring and review program that is carried out internally, is enough to maintain effective internal control for the financial reporting.

#### **Investor relations**

The company's CEO and IR are responsible for contacts with the shareholders. The company provides information to the shareholders through the annual report, year-end report, interim reports, press releases and the website [bactiguard.com](http://bactiguard.com). Bactiguard also attended investor meetings and other investor activities, both in Sweden and abroad.

# Board of Directors



**Christian Kinch**  
Chairman of the Board

**Elected to the Board:** 2005  
**Born:** 1966  
**Education:** Stockholm School of Economics.  
**Previous assignments:** Co-founder of Bactiguard and CEO 2005–2014 and 2015–2020. Chairman of the Board 2014–2015 and 2023. Founder and CEO of Kinchard AB and Netpharma AB.  
**Other assignments:** Co-founder and Chairman of the Board of SmartCella Holding AB. Owner and Board Member of GIDL Invest AB. Board Member of Swecare AB.  
**Shareholdings:** 2,000,000 A shares via companies and 4,179,426 B shares through family, personal holdings.



**Thomas von Koch**  
Board Member/  
Interim CEO 2023

**Elected to the Board:** 2005 and 2019  
**Born:** 1966  
**Education:** BSc Business and Economics, Stockholm School of Economics, with two main subjects, Financial Economics and Accounting & Finance.  
**Previous assignments:** Co-founder of Bactiguard and Chairman of the Board 2005–2015 and 2019–2023. Partner and CEO of private equity firm EQT.  
**Other assignments:** Special advisor EQT. Investor, owner and Board Member of A3P, Smartcella Holding AB and TomEnterprise AB.  
**Shareholdings:** 2,000,000 A-shares, 4,604,182 B-shares and 1,785,384\* B-shares via a capital insurance with a company controlled by Thomas von Koch, as beneficiary.

\* holding per 31 March 2024



**Richard Kuntz**  
Board Member

**Elected to the Board:** 2023  
**Born:** 1957  
**Education:** Studies at Miami University, MD Case Western Reserve University School of Medicine. Residency/chief residency internal medicine at University of Texas Southwestern Medical School, Parkland Hospital. Fellowships cardiovascular diseases/interventional cardiology at Harvard Medical School and Beth Israel Hospital. MSc in Biostatistics Harvard T.H. Chan School of Public Health.  
**Previous assignments:** CMO/SO Medtronic PLC. Founder/CSO of Harvard Clinical Research Institute, Boston. Assoc. Professor of Medicine Harvard Medical School, Chief of Division of Clinical Biometrics, and Interventional Cardiologist of cardiovascular diseases division at Brigham and Women's Hospital, Boston.  
**Other assignments:** Board Member of ZimVie Inc., Identiv Inc., and Cognito Therapeutics, Inc.  
**Shareholdings:** 121,655 call options.



**Anna Martling**  
Board Member

**Elected to the Board:** 2019  
**Born:** 1969  
**Education:** MD, Ph.D, Karolinska Institutet, Board Certified Surgeon.  
**Previous assignments:** Dean Campus North, Karolinska Institutet, Member of the Faculty Board and Board of Research at Karolinska Institutet.  
**Other assignments:** Professor of Surgery, Karolinska Institutet, Senior Consultant Surgeon, Karolinska University Hospital and Scientific Director Life Science, Karolinska Institutet. Board Member of Radiumhemmets Forskningsfonder, Research!Sweden and Genomic Medicine Sweden.  
**Shareholdings:** 2,600 B-shares as personal holdings and 28,818 call options.



**Magdalena Persson**  
Board Member

**Elected to the Board:** 2022  
**Born:** 1971  
**Education:** Master's degree in international economics and licentiate degree in industrial economics from Linköping University.  
**Previous assignments:** Former CEO of Interflora and SamSari, as well as several roles within Microsoft and WM Data. Digitization as a core competence. Former Chairman of the Board of Affecto Plc, Nexon Asia Pacific and Iver Holding AB.  
**Other assignments:** Chairman of the Board of SK Shieldus (South Korea), Board Member of NCAB Group, Recover Nordic Group and Qaribo AB, as well as advisor to private equity firm EQT.  
**Shareholdings:** 28,818 call options.



**Jan Ståhlberg**  
Board Member

**Elected to the Board:** 2018  
**Born:** 1962  
**Education:** BSc Business and Economics, Stockholm School of Economics. Studies at the MBA program at New York University, Stern School of Business.  
**Previous assignments:** Partner, Deputy CEO and Deputy Chairman of private equity firm EQT.  
**Other assignments:** Board Member of Trelleborg AB and ITB-Med AB. Founder and CEO of Trill Impact AB.  
**Shareholdings:** 3,605,150 B shares as personal holdings.

# Executive Management



**Thomas von Koch**  
Board Member/  
Interim CEO 2023

**Elected to the Board:** 2005 and 2019

**Born:** 1966

**Education:** BSc Business and Economics, Stockholm School of Economics, with two main subjects, Financial Economics and Accounting & Finance.

**Previous assignments:** Co-founder of Bactiguard and Chairman of the Board 2005–2015 and 2019–2023. Partner and CEO of private equity firm EQT.

**Other assignments:** Special advisor EQT. Investor, owner and Board Member of A3P, Smartcella Holding AB and TomEnterprise AB.

**Shareholdings:** 2,000,000 A-shares, 4,604,182 B-shares and 1,785,384\* B-shares via a capital insurance with a company controlled by Thomas von Koch, as beneficiary.

\* holding per 31 March 2024



**Patrick Fruergaard Bach**  
CFO

**Employed:** 2023

**Born:** 1983

**Education:** MSc in Finance and Strategic Management from Copenhagen Business School with graduating MSc courses at Columbia Business School, Harvard University, and The London School of Economics and Political Science. BSc in Economics and Business Administration from Copenhagen Business School.

**Previous assignments:** Managerial positions at Atos Medical AB, most recently Managing Director Nordics, Switzerland and VP. Prior to that, several managerial positions at Coloplast, including Head of Strategy Wound Care, and Associate at McKinsey & Company as well as a Business Analyst at Novo Nordisk A/S.

**Other assignments:** –

**Shareholdings:** –



**Nina Nornholm**  
Head of Corporate  
Communication &  
Investor Relations

**Employed:** 2023

**Born:** 1967

**Education:** Studies in Business Administration (Marketing and Communication) at Stockholm University.

**Previous assignments:** More than 25 years of experience in the global financial industry with focus on strategic communication, branding, and investor relations. Head of Communications at private equity firm EQT 2007–2022. Prior to that, communication specialist roles at SEB Asset Management and investment bank Alfred Berg.

**Other assignments:** Board Member Plan International Sweden.

**Shareholdings:** 36,023 call options.



**Mikael Sander**  
COO

**Employed:** 2022

**Born:** 1959

**Education:** Master of Science in Business & Economics, University of Gothenburg and MBA, University of Lund.

**Previous assignments:** Managerial positions at Dentsply Sirona (responsible for global digital implants business, global commercial and business Europe, North American and Asia, VP Sales, General Manager in Boston, and VP of Business Development in Mölndal). Prior to that, commercial and management roles in operations, finance, and business development at Astra Zeneca and Astra Tech.

**Other assignments:** Board Member Corticalis AS and Mevia AB.

**Shareholdings:** 10,868 B-shares as a personal holding and 288,182 call options.



**Sathish Subramaniam**  
CTO

**Employed:** 2013

**Born:** 1979

**Education:** BSc (Chemistry), University of Malaya, Post Graduate Diploma Business Administration, University of Wales, and Master of Business Administration, Cardiff Metropolitan University.

**Previous assignments:** Managerial positions within C.R.Bard, Teleflex Medical, CIMB Bank, Mattel Inc, and Petronas.

**Other assignments:** Industry Advisory Panel (IAP) for University of Petronas.

**Shareholdings:** 2,978 B-shares as a personal holding and 144,092 call options.



# SUSTAINABILITY REPORT

The challenges with healthcare-associated infections and antimicrobial resistance are at the top of the global health and sustainability agenda. The costs of healthcare-associated infections, many of which are linked to medical devices, are increasing drastically, and antimicrobial resistance is the cause of death for millions of people around the world. Bactiguard's infection prevention coating technology, which is both safe and biocompatible, is a crucial link in the healthcare value chain in the struggle against antimicrobial resistance and has the potential to address one of the medical needs in global health care that has not yet been met. Our vision is to become global standard of care for preventing medical device related infections.

Bactiguard's coating technology is licensed to leading global MedTech companies. License partners apply our technology to their medical devices and sell them either under their own brands or in partnership with Bactiguard. Through license partnerships, we gain access to a large global market for medical devices, and our technology becomes available to as many patients as possible while we achieve profitability. Profitability goes hand in hand with Bactiguard's purpose to champion a healthier world by preventing infections.

Our main stakeholders are global MedTech companies, key opinion leaders in research and health and medical care, employees, and the capital market. Taking these into account, we focus on the sustainability issues that are most material for Bactiguard, where we can make the greatest difference.

## Promoting UN SDG 3

Bactiguard's infection prevention technology promotes UN Sustainable Development Goal 3: Good health and well-being. According to the World Health Organization (WHO), antimicrobial resistance is one of the most serious threats to global health and modern medicine. Bactiguard's coating technology is a crucial link in the healthcare value chain in the struggle against both healthcare-associated infections and antimicrobial resistance. For example, clinical studies show that the risk for catheter-related urinary tract infections decreased 69 percent when the medical devices were coated with Bactiguard's coating.

Urinary-tract catheters with Bactiguard's coating technology can be used for up to 90 days, three times as long as an uncoated catheter, and thus promote reduced consumption of single-use articles while patients experience less irritation, a decreased risk of infection and easier day-to-day living since they do not need to visit the hospital as often to change catheters.

## Bactiguard's sustainability areas

Our sustainability agenda consists of three areas: environmental sustainability, social sustainability and governance. Key aspects have been identified in these areas that form the basis for Bactiguard's sustainability initiatives.

Bactiguard's sustainability targets were set in 2022. See on page 7 for monitoring of these targets, which Executive Management and the Board of Directors also conduct routinely during the year. One overarching goal is for all operations to be ISO 14001 certified by 2025 at the latest.

## Environmental sustainability

GHG emissions  
(scope 1-3)

7,943 tonnes CO<sub>2</sub>e

Energy Consumption

1,730 MWh

Water withdrawal

7,404 m<sup>3</sup>

With the ambition of achieving sustainable use of energy and resources, the possibilities for reducing the company's climate impact and resource consumption are continually assessed. The areas below have been identified as key from an environmental standpoint.

## Production

Our production re-uses waste, collects and sorts environmentally hazardous chemicals to the greatest extent possible and maintains a low level of scrappage, and is

planned in a manner that is moderate with its use of water and electricity. The Group pursues operations that have a reporting obligation under the Swedish Environmental Code (environmentally hazardous operations and protection of health) and the Swedish Work Environment Authority (use of contagious substances, Risk Class 2). The operations with reporting obligations pertain to parts of the production process and the research and development that the company pursues.

## Purchasing

Purchases must be made from the perspective of the environment, quality and cost. Bactiguard strives to optimize its environmental performance in the supply chain. Chemicals that are used must be processed and discarded in an environmentally friendly manner. Metals are purchased from certified suppliers.

## Recycling

The company strives to reduce the amount of its waste and to recycle as much as possible. The goal is to reduce waste by 20 percent by 2030.

## Energy

The company's energy consumption must be continually optimized, and the target is a 20 percent reduction in consumption by 2030 at the latest. The goal is that the energy used will come from renewable sources to the greatest extent possible, and full transition to renewable energy must be complete by 2030 at the latest.

## Water consumption

Water is the key component in the company's wound care products, and thus the company is highly dependent on clean water and purifies its own water. Water consumption is routinely measured and assessed, and production is planned in order to minimize consumption.

## Transport and travel

Travel must always be considered on the basis of benefit against environmental impact, and more environmentally friendly alternatives must be evaluated. Bactiguard transports products and input goods using various means of transportation, and always strives to optimize logistics to reduce the negative environmental impact.



### Carbon footprint

Three out of Bactiguard’s five sustainability targets are directly related to greenhouse gas emissions. Under the Greenhouse Gas

Protocol (GHGP), a company’s GHG emissions are divided into three dimensions:

Scope 1	Scope 2	Scope 3
Emissions that occur directly in own operations.	Indirect emissions from generation of purchased electricity, steam, heating and cooling consumed by the company.	Covers all other indirect emissions that occur in a company’s value chain but that the company does not own or control.

### Carbon emissions by the numbers

	2023		2022	
	% of emissions	tonnes CO <sub>2</sub> e	% of emissions	tonnes CO <sub>2</sub> e
<b>Scope 1</b>				
Fuel Combustion	100%	31	100%	25
<b>Total Scope 1</b>	<b>100%</b>	<b>31</b>	<b>100%</b>	<b>25</b>
<b>Scope 2</b>				
Electricity & Heat	100%	811	100%	903
<b>Total Scope 2</b>	<b>100%</b>	<b>811</b>	<b>100%</b>	<b>903</b>
<b>Scope 3</b>				
Business Travel	9%	652	10%	556
Upstream transportation and distribution	27%	1,923	44%	2,490
Purchased goods and services	64%	4,510	46%	4,300
Capital goods	0%	16	0%	21
<b>Total Scope 3</b>	<b>100%</b>	<b>7,100</b>	<b>100%</b>	<b>7,367</b>
<b>Total emissions</b>		<b>7,943</b>		<b>8,295</b>
<b>% of total emissions</b>				
Scope 1		0.39%		0.30%
Scope 2		10.22%		10.89%
Scope 3		89.39%		88.81%
<b>Total</b>		<b>100%</b>		<b>100%</b>

**Scope 1:** Bactiguard has a small number of personal vehicles in its operations. The need for vehicles is regularly assessed, as are the possibilities for electric vehicles and hybrids. No emissions in Scope 1 come from fixed sources in Bactiguard’s operations (for example, boilers and generators).

**Scope 2:** Energy in the operations is consumed in the form of electricity, district heating, and so on, with the ambition of entering agreements on guarantees of origin, renewable electricity/sources of energy and fossil-free energy. Heating is supplied through district heating.

**Scope 3:** An analysis of Bactiguard’s carbon emissions shows that external emissions account for 90 percent of Bactiguard’s total impact in its value chain. For that reason, this is the dimension where efforts can have the greatest impact. Transportation is the largest cause of emissions in Bactiguard’s value chain, with the greatest possibility for reducing environmental impact. Logistics chains are being examined to reduce transportation. Input goods and travel also have an impact here.

### Social sustainability

Work related injuries

2

Employee engagement response rate

69%

Percentage of women employed in relation to the whole organization

61%

Percentage of women in top executive positions

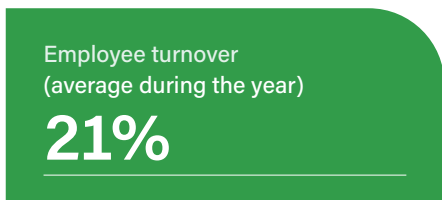
20%

Job satisfaction and engagement are key elements in the company’s culture. An important factor is that our operations promote sustainable social development in accordance with our vision.

Bactiguard makes use of the individual know-how of our employees. All employees are to receive correct and fair remuneration in accordance with their individual performance and contribution to the company’s success. Employees are to be offered opportunities for suitable training in order to develop relevant competence.

### Occupational health and safety

Bactiguard conducts systematic occupational health and safety activities so that the work environment is both safe and stimulating for each individual employee. Our objective is to reduce the number of health and safety risks in the workplace and to proactively promote a healthy working environment. To achieve these goals, we conduct employee satisfaction surveys and safety inspections, and provide training. Health and safety activities are an integral part of decision-making and the planning of workplace activities, and are described in our occupational health and safety handbook.



**Our employees**

	2023	2022
Total number	217	199
Of which in Sweden	51	46
Of which in Malaysia	149	136
Of which in the rest of the world	17	17
Of which in development	20	17
<b>Total number of women/men</b>	<b>133/84</b>	<b>126/73</b>

**Respect for human rights**

Bactiguard does not tolerate child labor or forced labor. All employees have the right to choose whether or not they wish to be represented by a trade union and negotiate collectively. No employee may be discriminated against on the grounds of trade union affiliation. Bactiguard takes a serious view of all forms of violations of human rights, and if serious violations of human rights are discovered the company will act without delay and in a suitable manner.

**Counteracting corruption**

Bactiguard has a zero-tolerance approach to bribery and does not allow anyone to be offered payments or other benefits in order to exercise an influence. We do not discuss or enter into agreements with competitors around pricing, market shares or other similar illegal activities.

**Equality**

Bactiguard's principle is that all people are equal and shall have the same opportunities in the workplace and in working life regardless of gender, ethnicity, religion or other belief, sexual orientation, transgender identity, disability or age. Bactiguard does not tolerate any form of victimization, discrimination, harassment or bullying at work, whether directed toward, or carried out by, managers, employees, job applicants, customers, suppliers or visitors.

**Governance**

To create conditions for long-term sustainable development, economic stability and profitability are important.

The key sustainability topic for the company is its capacity to promote increased infection prevention. To be successful in this effort, our main stakeholders must have confidence in the company. To safeguard our ethics and our reputation, our business

relationships must always be characterized by honesty, integrity and compliance with laws and regulations. We engage in dialogue with a large number of stakeholders on a daily basis. Our stakeholder relationships and dialogues must be honest, fact-based and transparent without risking our commercial confidentiality.

The basis for governance of Bactiguard is Swedish legislation, generally accepted accounting principles, the UN Declaration on Human Rights, the ILO Declaration on Fundamental Principles and Rights at Work, and the OECD Guidelines for Multinational Enterprises on Responsible Business Conduct. Together with the Code of Conduct, policies and internal instructions, the company's purpose, values, mission and vision form the foundation of Bactiguard's sustainability efforts. The sustainability-related policies and internal instructions listed below regulate how the company and its employees are to act, with the objective of building a business that is sustainable over the long term. All policies are reviewed annually.

- Environmental Policy, Work Environment Policy and Work Environment Handbook
- Code of Conduct
- Quality Assessment Manual
- Whistleblower Policy
- Rehabilitation Policy
- Alcohol and Drug Policy
- Policy against Victimization and Harassment
- Travel Policy

It is incumbent upon every employee to comply with the Code of Conduct as well as the regulations and procedures that the company has established for its environmental activities. The managers are responsible for monitoring compliance with the policies. Employees are encouraged to report deviations and highlight best practices. Executive Management and the Board of Directors continually follow up on the policies.

**Risks and risk management**

The company has identified the following sustainability risks as the most central:

**Product safety**

We must deliver safe products to patients, customers and healthcare. We comply with all legal and regulatory requirements as regards clinical trials, product development, production, declarations of goods, sales and marketing. Our MDR and CE labels, like other approvals from government authorities, are indications of quality that demonstrate our ability to maintain a high level of quality in our products and processes.

**Environment**

Our operations are subject to reporting obligations under the Environmental Code. Our environmental initiatives focus on safe handling of chemicals and waste in product development and production. Our infection prevention coating contains extremely small amounts of noble metals and do not require any special routines for discarding. The metals in the coating are not destroyed during waste incineration and are collected at the incineration facility. To ensure compliance with existing laws and requirements in the area of the environment and to ensure satisfactory self-checks, we have an environmental management system that is based on ISO 14001, with the company having an objective of being certified by 2025.

**Corruption**

We operate in a large number of countries via partners, resellers or direct presence. To counteract the risk of corruption, we have a zero-tolerance approach toward bribery and undue influence.

**Human rights**

Bactiguard has a zero-tolerance approach to violations of human rights. It is therefore important that all employees are familiar with the Code of Conduct and comply with it.

**Adverse climate effects**

Bactiguard could be adversely impacted by changed climate conditions in the locations where the company is engaged in production. Bactiguard has not identified any company-specific risks that are attributable to changed climate conditions at these locations.

**Personnel/risk of competence shortage**

Engaged employees who are given opportunities for further education are the key to Bactiguard achieving the goals. To ensure that we can retain employees and attract competent personnel, we facilitate further education for our employees and clarify the structure of our organization in accordance with our strategy.

**Data security risks**

Hacking into IT systems could lead to disruptions in the operations as well as leaks of confidential information and personal data. This could adversely impact confidence in the company. By continually training and testing personnel and updating IT security services and procedures as needed, we ensure that our IT environment is up to date in order to prevent information and data security risks.

# CFO STATEMENT

2023 was evidently a year of both change and challenges. From a financial perspective, we had challenging developments in revenues, profitability, cash flow, and share price. Simultaneously, we sharpened our strategy and updated the financial targets, underpinned by the strong potential of our license-focused business.

The updated financial targets, announced in October 2023, relate to profitability and growth with the time horizon of year-end 2028. For growth, we have a target of net sales in excess of SEK 1 billion and in terms of profitability, an EBITDA of SEK 500 million. To deliver this, we have a strategic target of at least 10 application areas in license partnership, which means having products in the markets by year-end 2028.

For 2024, we are also committed to provide better financial transparency on how we progress in terms of expanding our infection prevention technology. Going forward, we will report revenues with more granularity and show revenues from license partnerships, exclusivity partnerships and revenues from application development partnerships. In addition, we will report revenues from the BIP-portfolio (which we are in the process of phasing out) and from Wound Management. In terms of communication to the market, we will announce license partnerships and exclusivity partnerships, while application development partnerships will not be communicated separately. By showing the revenues in this manner, it will be easier to follow the progress across the partnerships as well as within the Wound Management business.

Even though 2023 was a difficult year for Bactiguard, we recognize the value of the transformational efforts and are well underway on our transformation from a medical device production company to becoming a knowledge and specialist



organization, focusing on profitability, and growing our higher-margin license partnership business.

Finally, I would like to thank our investors for your long-term support and we look forward to continuing this journey together with the ambition to set a global standard of care to prevent medical device related infections while at the same time delivering on our financial targets.

**Patrick Fruergaard Bach**  
CFO

“  
**Going forward, we will report revenues with more granularity and show revenues from license partnerships, exclusivity partnerships and revenues from application development partnerships.**”

# CONSOLIDATED FINANCIAL STATEMENTS

## Consolidated income statement

TSEK	Note	2023	2022
Net sales	5, 6	201,545	223,560
Other operating revenues	7	21,628	29,935
<b>Total</b>		<b>223,174</b>	<b>253,495</b>
Change in inventory of finished goods and products in progress		1,000	3,890
Capitalised production		563	540
Raw materials and consumables		-65,572	-47,846
Other external expenses	8	-97,854	-83,232
Personnel costs	9	-123,456	-105,060
Depreciation	14-23	-55,865	-49,240
Other operating expenses	7	-13,923	-28,214
<b>Total</b>		<b>-355,107</b>	<b>-309,162</b>
<b>Operating profit/loss</b>		<b>-131,933</b>	<b>-55,667</b>
<b>Profit/loss from financial items</b>			
Financial revenues	10	13,428	11,513
Financial expenses	11	-28,649	-15,701
<b>Total</b>		<b>-15,221</b>	<b>-4,188</b>
<b>Profit/loss before tax</b>		<b>-147,154</b>	<b>-59,855</b>
Current tax	12	-136	-30
Deferred tax	12	8,908	7,008
<b>Total</b>		<b>8,772</b>	<b>6,978</b>
<b>Profit/loss for the year</b>		<b>-138,382</b>	<b>-52,876</b>
<b>Attributable to:</b>			
The parent company's shareholders		-138,382	-52,876
Total earnings per share (before and after dilution) kr		-3.95	-1.51

## Condensed consolidated statement of comprehensive income

TSEK	2023	2022
Profit/loss for the year	-138,382	-52,876
<b>Other comprehensive income:</b>		
Items that will be reclassified to profit or loss for the year		
Translation differences	-4,149	7,135
<b>Other comprehensive income after tax</b>	<b>-4,149</b>	<b>7,135</b>
<b>Total comprehensive income for the year</b>	<b>-142,531</b>	<b>-45,741</b>
<b>Attributable to:</b>		
The parent company's shareholders	-142,531	-45,741

## Consolidated statement of financial position

TSEK	Note	2023-12-31	2022-12-31
<b>ASSETS</b>			
<b>Non-current assets</b>			
<b>Intangible assets</b>			
Goodwill	13	248,103	250,466
Technology	14	73,304	98,838
Brands	15	25,729	25,875
Customer relationships	16	5,107	6,558
Capitalised development costs	17	2,953	13,568
Patent	18	1,345	1,315
<b>Total</b>		<b>356,541</b>	<b>396,620</b>
<b>Property, plant and equipment</b>			
Right of use lease assets	19	50,426	55,480
Buildings	20	13,766	15,097
Improvements, leasehold	21	4,991	5,732
Machinery and other technical plant	22	15,583	18,027
Equipment, tools and installations	23	9,092	5,293
<b>Total</b>		<b>93,858</b>	<b>99,629</b>
<b>Financial assets</b>			
Other non-current accounts receivable		2,885	1,310
<b>Total</b>		<b>2,885</b>	<b>1,310</b>
Deferred tax assets	12	10,763	1,785
<b>Total non-current assets</b>		<b>464,047</b>	<b>499,344</b>
<b>Current assets</b>			
Inventories	25	29,646	44,367
Accounts receivable	26	17,249	47,126
Other current receivables		8,118	7,285
Prepaid expenses and accrued income	27	19,898	11,854
Cash and cash equivalents	28	123,217	197,727
<b>Total</b>		<b>198,127</b>	<b>308,359</b>
<b>TOTAL ASSETS</b>		<b>662,174</b>	<b>807,703</b>
<b>EQUITY AND LIABILITIES</b>			
<b>Equity attributable to shareholders of the parent</b>			
Share capital	29	876	876
Translation reserve		-855	3,294
Other capital contribution		930,680	930,680
Retained earnings including net profit for the year		-577,523	-439,141
<b>Total</b>		<b>353,178</b>	<b>495,709</b>
<b>Total equity</b>		<b>353,178</b>	<b>495,709</b>
<b>Non-current liabilities</b>			
Liabilities to credit institutions	30,32	-	179,265
Leasing liability	19	42,306	48,519
Provisions	31	5,257	-
Other non-current liabilities		28	-
<b>Total</b>		<b>47,590</b>	<b>227,784</b>
<b>Current liabilities</b>			
Liabilities to credit institutions	30,32	178,569	-
Leasing liability	19	12,224	10,915
Accounts payable		16,695	33,821
Provisions	31	10,256	-
Other current liabilities		4,570	6,422
Accrued expenses and prepaid income	33	39,093	33,052
<b>Total</b>		<b>261,406</b>	<b>84,210</b>
<b>Total liabilities</b>		<b>308,996</b>	<b>311,994</b>
<b>TOTAL EQUITY AND LIABILITIES</b>		<b>662,174</b>	<b>807,703</b>



## Consolidated statement of changes in equity

TSEK	Equity attributable to shareholders of the parent company				
	Share capital	Other capital contribution	Translation reserve	Retained earnings including net profit for the year	Total equity attributable to shareholders of the parent company
<b>Opening balance 1 January 2022</b>	876	930,680	-3,841	-386,265	541,450
<b>Comprehensive income</b>					
Profit for the year	-	-	-	-52,876	-52,876
Other comprehensive income:					
Translation differences	-	-	7,135	-	7,135
<b>Total comprehensive income</b>	-	-	7,135	-52,876	-45,741
<b>Closing balance 31 December 2022</b>	876	930,680	3,294	-439,141	495,709
<b>Opening balance 1 January 2023</b>	876	930,680	3,294	-439,141	495,709
<b>Comprehensive income</b>					
Profit for the year	-	-	-	-138,382	-138,382
Other comprehensive income:					
Translation differences	-	-	-4,149	-	-4,149
<b>Total comprehensive income</b>	-	-	-4,149	-138,382	-142,531
<b>Closing balance 31 December 2023</b>	876	930,680	-855	-577,523	353,178

## Consolidated statement of cash flows

TSEK	Note	2023	2022
<b>Cash flow from operating activities</b>			
Profit/loss for the year		-138,382	-52,876
<i>Adjustments for non-cash flow items</i>			
Depreciation and write-downs		39,602	49,240
Deferred tax		-8,770	-7,008
Income tax paid		-	30
Change in provisions		15,513	-
Other non-cash items		25,943	207
<b>Cash flow from operating activities before changes in working capital</b>		<b>-66,094</b>	<b>-10,407</b>
Increase/decrease inventory		8,252	-7,936
Increase/decrease accounts receivable		28,455	-2,999
Increase/decrease other current receivables		-10,450	4,948
Increase/decrease accounts payable		-17,127	4,113
Increase/decrease other current liabilities		4,632	15,343
<b>Cash flow from change in working capital</b>		<b>13,762</b>	<b>13,469</b>
<b>Cash flow from operating activities</b>		<b>-52,331</b>	<b>3,062</b>
<b>Investing activities</b>			
Investments in intangible assets	17-18	-1,420	-1,076
Investments in property, plant and equipment	20-23	-7,189	-9,842
<b>Cash flow from investing activities</b>		<b>-8,609</b>	<b>-10,918</b>
<b>Financing activities</b>			
Amortisation of financial leasing liability		-11,139	-12,809
Amortisation of loan		-696	-900
Change to bank overdraft		-	961
Other financing activities		-	-1,144
<b>Cash flow from financing activities</b>	35	<b>-11,835</b>	<b>-13,892</b>
<b>Cash flow for the year</b>		<b>-72,775</b>	<b>-21,748</b>
Cash and cash equivalents at start of year		197,727	217,587
Exchange difference in cash and cash equivalents		-1,735	1,888
<b>Cash and cash equivalents at end of year</b>		<b>123,217</b>	<b>197,727</b>

### Additional information regarding the cash flow statement:

	2023	2022
Interest received during the year	5,243	1,174
Interest paid during the year	-11,317	-6,436

# PARENT COMPANY FINANCIAL STATEMENTS

## Parent company's income statement

TSEK	Note	2023	2022
Net sales	5	3,062	2,271
<b>Total</b>		<b>3,062</b>	<b>2,271</b>
Other external expenses	7, 8	-3,176	-2,330
Personnel costs	9	-3,295	-3,325
<b>Total</b>		<b>-6,471</b>	<b>-5,655</b>
<b>Operating profit/loss</b>		<b>-3,409</b>	<b>-3,384</b>
<b>Profit/loss from financial items</b>			
Interest income and similar items	10	19,625	9,521
Interest expenses and similar items	11	-12,016	-6,987
<b>Total</b>		<b>7,609</b>	<b>2,534</b>
Profit/loss after financial items		4,200	-850
Deferred tax	12	10	-
<b>Profit/loss for the year</b>		<b>4,210</b>	<b>-850</b>

## Parent company's statement of comprehensive income

TSEK	2023	2022
Profit/loss for the year	4,210	-850
Other comprehensive income	-	-
<b>Total comprehensive income</b>	<b>4,210</b>	<b>-850</b>

## Parent company's statement of financial position

TSEK	Note	2023-12-31	2022-12-31
<b>ASSETS</b>			
<b>Non-current assets</b>			
<b>Financial assets</b>			
Shares in subsidiaries	24	575,191	481,191
Receivables from group companies		368,803	381,849
Deferred tax assets		15,255	15,255
<b>Total</b>		<b>959,249</b>	<b>878,296</b>
<b>Current assets</b>			
<b>Current receivables</b>			
Other current receivables		1,639	2,848
Prepaid expenses and accrued income	27	32,806	13,808
<b>Total</b>		<b>34,445</b>	<b>16,656</b>
Cash and bank balances	28	1,811	2,331
<b>Total current assets</b>		<b>36,256</b>	<b>18,987</b>
<b>TOTAL ASSETS</b>		<b>995,506</b>	<b>897,282</b>
<b>EQUITY AND LIABILITIES</b>			
<b>Equity</b>			
<b>Restricted equity</b>			
Share capital	29	876	876
<b>Total</b>		<b>876</b>	<b>876</b>
<b>Non-restricted equity</b>			
Retained earnings		-33,556	-32,706
Non-restricted share premium		727,969	727,969
Profit/loss for the year		4,210	-850
<b>Total</b>		<b>698,623</b>	<b>694,413</b>
<b>Total equity</b>		<b>699,499</b>	<b>695,289</b>
<b>Non-current liabilities</b>			
Liabilities to credit institutions	30, 32	-	170,941
<b>Total</b>		<b>-</b>	<b>170,941</b>
<b>Current liabilities</b>			
Liabilities to credit institutions	30, 32	170,941	-
Liabilities to group companies		124,000	30,000
Accounts payable		86	-6
Other current liabilities		407	721
Accrued expenses and prepaid income	32	572	338
<b>Total</b>		<b>296,007</b>	<b>31,052</b>
<b>Total liabilities</b>		<b>296,007</b>	<b>201,993</b>
<b>TOTAL EQUITY AND LIABILITIES</b>		<b>995,506</b>	<b>897,282</b>

## Parent company's statement of changes in equity

TSEK	Restricted equity		Unrestricted equity		Profit & loss carried forward	Unrestricted share premium	Total equity
	Share capital		Result of the year				
<b>Opening balance 1 January 2022</b>	<b>876</b>		<b>-26,731</b>		<b>-5,976</b>	<b>727,969</b>	<b>696,139</b>
<b>Comprehensive income</b>							
Profit/loss for the year			25,881		-26,731		-850
<b>Total comprehensive income</b>	<b>-</b>		<b>25,881</b>		<b>-26,731</b>	<b>-</b>	<b>-850</b>
<b>Closing balance 31 December 2022</b>	<b>876</b>		<b>-850</b>		<b>-32,706</b>	<b>727,969</b>	<b>695,289</b>
<b>Opening balance 1 January 2023</b>	<b>876</b>		<b>-850</b>		<b>-32,706</b>	<b>727,969</b>	<b>695,289</b>
<b>Comprehensive income</b>							
Profit/loss for the year			5,060		-850		4,210
<b>Total comprehensive income</b>	<b>-</b>		<b>5,060</b>		<b>-850</b>	<b>-</b>	<b>4,210</b>
<b>Closing balance 31 December 2023</b>	<b>876</b>		<b>4,210</b>		<b>-33,556</b>	<b>727,969</b>	<b>699,499</b>



## Parent company's statement of cash flows

TSEK	Note	2023	2022
<b>Cash flow from operating activities</b>			
Profit/loss for the year		4,210	-850
Change in accrued interest revenue		-19,583	-10,861
Change in accrued interest expense		-73	-101
Other non-cash items		-20	-21
<b>Cash flow from operating activities before changes in working capital</b>		<b>-15,466</b>	<b>-11,833</b>
Income tax paid		-	441
Increase/decrease accounts receivable		1,197	-2,818
Increase/decrease other current receivables		596	138
Increase/decrease accounts payable		86	-282
Increase/decrease other current liabilities		68	319
<b>Cash flow from change in working capital</b>		<b>1,947</b>	<b>-2,644</b>
<b>Cash flow from operating activities</b>		<b>-13,519</b>	<b>-14,036</b>
<b>Investing activities</b>			
Change in Group loans		13,000	16,000
<b>Cash flow from investing activities</b>		<b>13,000</b>	<b>16,000</b>
<b>Financing activities</b>			
<b>Cash flow from financing activities</b>		<b>-</b>	<b>-</b>
Cash flow for the year		-519	1,964
Cash and cash equivalents at start of year		2,331	366
<b>Cash and cash equivalents at end of year</b>		<b>1,811</b>	<b>2,331</b>

### Additional information regarding the parent company's cash flow:

	2023	2022
Received interest during the year	13,042	16,000
Interest paid during the year	11,343	6,975

# NOTES

## Note 1 General information

Bactiguard Holding AB, corporate identity number 556822-1187, is a limited company registered in Sweden and domiciled in Stockholm. The headquarter is located on Vasagatan 11, 111 20 Stockholm.

The Group has three production facilities, one in the south of Stockholm; the other two in Malaysia.

The operations cover research and development, production, marketing and sales of the company's products and technical solutions. The Annual and Sustainability Report, including

financial statements, of the Bactiguard Group was approved for issue on 11 April 2024. Balance sheets and income statements are subject to adoption by the Annual General Meeting on 14 May 2024.

## Note 2 Significant accounting policies

The most important accounting policies that are applied when these consolidated financial statements have been prepared are specified below. These policies have been applied consistently for all the presented years unless otherwise stated. The consolidated financial statements for Bactiguard Holding AB have been prepared in accordance with International Financial Reporting Standards (IFRS) as approved by the EU and the interpretations of the IFRS Interpretations Committee (IFRIC) as of 31 December 2023. In addition, the Group applies the Swedish Annual Accounts Act and the Swedish Financial Reporting Board's recommendation RFR 1 "Supplementary rules for Group accounting". Items in the consolidated financial statements have been prepared on an acquisition value basis, except for certain financial instruments which are stated at fair value. The accounting currency of the parent company is the Swedish krona, which is also the presentation currency of the Group. All amounts are specified in thousands unless otherwise stated.

### New and amended IFRS standards and new interpretations

Applied accounting policies include new and amended standards for the first time that are mandatory for financial years beginning 1 January 2023. Changes in IAS 1 that became effective in 2023 have influenced the way in which the Group represents its accounting principles. IFRS standards and interpretations that have been published but have not yet come into force are not assessed to have affected the Group in any material way.

### Consolidated financial statements

The consolidated financial statements cover the parent company Bactiguard Holding AB and those companies over which the parent company has direct or indirect control (subsidiaries). In determining whether control exists, any shareholder agreements or potential voting shares that may be utilised or converted without delay shall be considered. Control normally exists when the parent company directly or indirectly holds shares representing more than 50% of the votes. Subsidiaries are consolidated in the financial statements as of the acquisition date, and are excluded from consolidation as of the date when such control ceases. The accounting policies for subsidiaries have been amended, when necessary, to ensure consistent application of the Group's accounting policies. All intra-group transactions, dealings and

unrealised gains and losses attributable to intra-group transactions have been eliminated when preparing the consolidated financial statements.

### Goodwill and other excess values

Goodwill that arises as a result of the acquisition of subsidiaries is recognized at acquisition value less any accumulated impairments. For impairment testing, goodwill is allocated to the cash generating units that are expected to benefit from synergies from the acquisition. Goodwill shall be tested for impairment annually, or more often whenever events indicate that the carrying amount may not be recoverable. If the recovery value of a cash generating unit is determined to be lower than the carrying amount, the amount of the impairment is allocated, first by reducing the carrying amount for goodwill attributable to the cash generating unit and then by the carrying amount for goodwill attributable to the other assets attributable to the cash-generating unit proportionally based on the carrying amount of each asset in the unit. A recognized impairment of goodwill cannot be reversed in a later period. During the sale of a subsidiary, the remaining carrying amount for goodwill is included in the calculation of the capital gain or loss.

### Operating segments

Operating segments are components of a company that engages in business activities from which it may earn revenues and incur expenses, whose operating profit/loss is audited regularly by the company's chief operating decision maker, and for which independent financial information is available. The company's reporting of operating segments matches the internal reporting to the chief operating decision maker. The chief operating decision maker is the function that assesses the operating segment's results and makes decisions on the allocation of resources. The company's assessment is that the Executive Management is the chief operating decision maker. The company is deemed to operate entirely within a single operating segment.

### Revenues

The Group applies IFRS 15 "Revenue from Contracts with Customers", where the basic principle for revenue recognition is that a company should recognize revenue to depict the transfer of goods or services to the customer in an amount that reflects the consideration to which the company expects to be entitled in exchange for these goods

or services. Revenue is recognized when the customer obtains control over goods or services. The Group's revenues are mostly from license revenues and product sales. Revenues are recognized at the transaction price of the consideration that has been received or will be received, less VAT, discounts and similar deductions.

### License revenues

License revenues are revenues from sales of products through licensing agreements with Bactiguard's infection prevention technology. The licensing rights refer to the right to use Bactiguard's technology to coat products with Bactiguard's noble metal concentrate.

Bactiguard divides a license agreement into two phases: Collaborative phase (non-recurring license revenues) and Commercial phase (recurring license revenues) and the revenue is split into application and development revenue, exclusivity revenue and license revenue. An agreement can generate revenue from both phases and many types of revenue simultaneously. Revenues from the collaboration phase are generated from application development through fees for different types of development collaborations with partners, as well as exclusivity revenues that relate to initial, milestone and annual fees for the right to use the Bactiguard technology. In the commercial phase, the licensee's product has reached the market and the revenues consist of a variable remuneration in the form of royalties on the licensee's sales revenues and a remuneration from the licensees for product delivery in the form of noble metal concentrates.

Each license agreement is customer-specific and once a new agreement is signed, it is analysed on the basis of the five-step model in IFRS 15 as follows

- i) identify the agreement;
- ii) identify performance obligations;
- iii) determine the transaction price;
- iv) allocate the transaction price to performance obligations
- v) recognize revenue when (or as and when) the company satisfies the performance obligation.

Different performance obligations are identified in the different phases of the license agreement, and the transaction price of the license agreement is allocated across the various obligations. Revenue from the new license agreement is recognized either at a specific time or when performance obligations are satisfied.

Note 2 Significant accounting policies, cont.

An initial obligation in the collaborative phase is to transfer the right to the technology, which occurs at a certain point in time and the revenue is recognized, such as when the right to the technology is transferred to the licensee. The collaborative phase could also include milestones that must be achieved in order for certain remuneration to be paid, for example that there has to be regulatory approval. This remuneration is then considered to be variable remuneration and the revenue is dependent on a future event occurring. This type of revenue is recognized at a certain point in time, such as when the regulatory approval is obtained and Bactiguard is entitled to the remuneration. In cases where a milestone or performance obligation is not linked to a specific event but runs over time, such as a collaboration on the development and testing of products, the performance obligation is considered to be satisfied over time.

Once the collaborative phase is completed, the license agreement transitions into the commercial phase, which include large elements of the Group's existing license agreements. In the commercial phase, revenues are recognized on a certain date, such as when product delivery of the noble metal concentrate is made and when the variable remuneration in the form of royalties is incurred.

For more information, see Note 5.

### Product sales

Bactiguard has a portfolio of products that protect against and prevent infections. The company also has a portfolio of wound management products. The proceeds from the sale of the products are recognized at the time the control passes to the customer, in other words once the ownership of the products is transferred to the customer, which normally coincides with the delivery.

### Contributions received

Contributions received, for example, for research and development, are recognized as Other revenues.

### Leases

The right of use (leasing asset) and the leasing liability are measured initially at the present value of future leasing payments. The right of use also includes direct costs attributable to the signing of the lease. In the income statement depreciation on the right of use and interest expenses are recognized. The right of use is recognized separately from other assets in the statement of financial position. In subsequent periods, the right of use is recognized at acquisition value less depreciation and impairments, if any, and adjustments for any remeasurement of the leasing liability.

The right of use asset is depreciated over the shorter of the length of the lease and the asset's underlying useful life. If the lease transfers ownership of the underlying asset to the Group or if the acquisition value of the right of use reflects the fact that the Group will exercise an option to purchase, the associated right of use is to be amortised over the useful life of the underlying asset. Depreciation is initiated at the commencement date of the lease.

The leasing liability is recognized separately from other liabilities. In subsequent periods, the

liability is recognized at the amortised acquisition value and is reduced by the leasing payments that have been made.

The leasing liability covers the present value of the following fees over the estimated leasing period:

- fixed fees;
- variable leasing fees linked to the index or price, initially measured using the index or price applicable at the commencement date;
- any residual value guarantees that are expected to be paid,
- the exercise price of a call option that the Group is reasonably sure to exercise and
- penalty fees payable upon termination of the lease for an estimated leasing period reflect the fact that termination of this type will occur.

Variable fees that are not recognized in the liability, such as property tax, are recognized as expenses in operating profit.

The Group assesses whether an agreement is, or contains, a lease upon entering into an agreement. The Group has opted to apply the practical relief rules that are in effect, and therefore leases for less than twelve months have been classified as short-term agreements, whereas leases in which the underlying asset has a new acquisition value that is lower than about SEK 45 thousand are classified as agreements for which the underlying asset has a low value. None of these types of agreement are included in the rights of use or leasing liabilities that have been recognized. For these leases, the Group recognizes the lease payments as operating expenses on a straight-line basis over the term of the lease, unless another systematic method is more representative for when the financial benefits from the leased assets are utilised by the Group.

The leasing period has been established based on how the termination and extension clauses are expected to be used, taking into account the company's strategic future plans, and historic information about how the extension options have previously been used. If it is not reasonably certain that there will be an extension, the extension will not be included in the calculation of the leasing liability. As the discount rate, the Group uses the implicit interest rate of the lease, providing this interest rate can be easily determined. If this interest rate cannot be easily determined, the lessee's marginal loan interest rate is used.

The Group applies IAS 36 "Impairment of assets" to determine if there is a need for impairment to the right of use and recognizes any identified impairment as described in the section "Impairment of property, plant and equipment and intangible assets excluding goodwill".

### Foreign currencies

Items included in the financial statements of the various entities in the Group are recognized in each companies' local currency. All amounts in the consolidated financial statements are translated to Swedish krona (SEK), which is the functional and reporting currency of the parent company and the Group. Foreign currency transactions in each entity are translated into the entity's functional currency according to the prevailing exchange rates on the transaction date.

On each balance sheet date, monetary items in foreign currency are translated at the exchange rate on the balance sheet date. Non-monetary items, carried at fair value in a foreign currency, are translated at the rate that existed when the fair value was determined. Non-monetary items, carried at historical acquisition value in a foreign currency are not translated. Exchange rate differences are recognized in the income statement for the period in which they occur.

In preparing these consolidated financial statements, foreign subsidiaries' assets and liabilities are translated to Swedish krona using the exchange rate on the balance sheet date. Revenue and cost items are translated to the average exchange rate for the period, unless the exchange rate has fluctuated significantly during the period, whereby the exchange rate on the transaction date is used instead. Any translation differences that arise are recognized in other comprehensive income and transferred to the Group's translation reserve. On disposal of a foreign subsidiary, such translation differences are recognized in the income statement as a part of the capital gain or loss. Goodwill and changes to fair value that arise in the acquisition of a foreign business are treated as assets and liabilities of the operations and translated at the exchange rate on the balance sheet date.

### Employee benefits

Employee benefits in the form of salaries, bonus, paid vacation, paid sick leave, and similar, as well as pensions are recognized as they are incurred. Pensions and other benefits after terminated employment are classified as defined contribution or defined benefit pension plans. The Group only has defined contribution pension plans. This means that the company pays fixed fees to a separate independent legal entity for defined contribution plans and has no liability to pay additional fees. The Group's earnings are charged for costs as the benefits are earned, which normally coincides with the date when the premiums are paid.

### Taxes

Tax expense is the sum of current and deferred tax.

### Current tax

Current tax is measured as the taxable earnings for the period. Taxable earnings differ from the profit shown in the income statement, which includes non-taxable revenue and non-deductible expenses, and revenues and costs that were taxable or deductible in other periods. The Group's current tax liabilities are calculated applying the tax rates that have been decided or advised as of the balance sheet date.

### Deferred tax

Deferred tax is recognized for all temporary differences that arise between the carrying amount of the assets and liabilities in the financial statements and the taxable amounts used when calculating taxable income. Deferred tax is recognized, using the balance sheet liability method.

In principle deferred tax liabilities are recognized for all taxable temporary differences, and in principle deferred tax assets are recognized for all deductible temporary differences to the extent

Note 2 Significant accounting policies, cont.

it is probable that the amounts can be utilised against future taxable profit. Deferred tax liabilities and tax assets are not recognized if the temporary difference is attributable to goodwill or if it arises from a transaction that is the first reporting of an asset or liability (that is not a business combination) and which, on the transaction date, does not affect recognized or taxable income. Deferred tax liabilities are recognized for taxable temporary differences attributable to investments in subsidiaries, except when the date for reversing the temporary differences can be controlled by the Group and it is probable that such a reversal will not take place in the foreseeable future.

The deferred tax assets that are attributable to deductible temporary differences related to such investments shall only be recognized to the extent it is probable that the amounts can be utilised against future taxable profit and it is probable that these will be utilised in the foreseeable future. The carrying amount for deferred tax assets is reviewed at the end of each reporting period and reduced to the extent it is no longer probable that sufficient taxable profit will be available to be utilised, wholly or partially, against the deferred tax assets.

Deferred tax is measured at the tax rates that are expected to apply for the period when the asset is realised or the liability is settled, based on tax rates (and tax laws) that have been decided or notified on the balance sheet date. Deferred tax assets and tax liabilities are offset when they are attributable to income tax levied by the same authority and when the Group intends to settle the tax with a net amount.

**Current and deferred tax for the period**

Current and deferred tax is recognized as an expense or revenue in the income statement, except when the tax arises from transactions that are recognized as other comprehensive income or directly against equity. In such cases, the tax is also recognized in other comprehensive income or directly against equity. For current and deferred tax that arises during reporting of business combinations, the tax effect should be recognized in the acquisition calculation.

**Property, plant and equipment**

Property, plant and equipment is recognized at acquisition value less accumulated depreciation and any accumulated impairments. The acquisition value consists of the purchase price, costs directly attributable to bringing the asset to the site and working condition for its intended use, and the estimated cost of dismantling and removing the asset, and restoring the site where it is located. Additional costs are included only if the asset is recognized as a separate asset, when it is probable that the future economic benefits that can be attributed to the item will flow to the Group and the acquisition value for the same can be measured reliably. All other costs for repairs, maintenance and additional fees are recognized in the income statement for the period they arise. Depreciation of property, plant and equipment is written off so that the asset's value less the estimated residual value at the end of the useful life, is depreciated on a straight-line basis over the estimated useful life, which is assessed as:

Buildings	5–60 years
Improvements, leasehold	5–15 years
Machinery and other technical plant	5–10 years
Equipment, tools and installations	5 years

Parts of property, plant and equipment whose cost is significant in relation to the asset's total cost, amortized separately when the useful life of the parts does not match with the useful lives of the other assets parts. Estimated useful life, residual values, and depreciation methods are retested at least at the end of each financial period, the effect of any changes to assessments is recognized in estimation of useful life. The carrying amount for property, plant and equipment is derecognized in the statement of financial position when it is retired or disposed, or when no future economic benefits are expected from the asset. The gain or loss that arises when the asset is retired or disposed is recognized in profit for the period when the asset is derecognized in the statement of financial position.

**Intangible assets**

**Separately acquired intangible assets**

Intangible assets with a determinable useful life that are acquired separately are recognized at acquisition value less accumulated depreciation and any accumulated impairments. Depreciation takes place on a straight-line basis over the asset's estimated useful life. Estimated useful life and depreciation methods are retested at least at the end of each financial year, the effect of any changes to assessments is recognized prospectively.

**Internally generated intangible assets**

*Capitalised expenses for product development*

The Group's product development expenses are recognized as internally generated intangible assets in cases where the following conditions have been met:

- it is technically feasible to complete the intangible asset so that it is available for use or sale,
- the company intends to complete the intangible asset and to use or sell it,
- conditions are present to use or sell the intangible asset,
- the company demonstrates how the intangible asset will generate reliable future economic benefits,
- adequate technological, financial, and other resources are available to complete development and to use or sell the intangible asset, and
- the expenses directly attributable to the intangible assets during its development can be measured reliably.

If these conditions are not met, the cost of development is recognized instead as an expense in the period in which they arise. Depreciation of the asset begins once product development for each internally generated intangible asset is considered complete. The asset is then recognized at acquisition value less accumulated depreciation and any accumulated impairments. Research expenditures are capitalized.

*Intangible assets acquired through a company acquisition*

Intangible assets acquired through a company acquisition are identified and recognized separately from goodwill when they meet the definition of an intangible asset and their fair value can be measured reliably. The acquisition value of such intangible assets comprises their fair value on the acquisition date. After initial recognition, intangible assets acquired through a company acquisition are carried at acquisition value less accumulated depreciation and any accumulated impairments in the same way as with separately acquired intangible assets.

*Estimated useful life for intangible assets*

Technology	6 years resp. 15 years
Customer relationships	12–15 years
Patents	20 years
Capitalised expenses for product development	5 years
Brands	Indeterminable useful life resp. 5 years

*Disposals and retirements*

An intangible asset is derecognized in the statement of financial position when it is retired or disposed, or when no future economic benefits are expected from the asset. The gain or loss that arises when an intangible asset is derecognized in the statement of financial position is recognized in the income statement when the asset is derecognized from the statement of financial position.

**Impairment of property, plant and equipment and intangible assets excluding goodwill**

On each balance sheet date, the Group analyses tangible and intangible assets to determine whether there is evidence that these assets have decreased in value. If so, the asset's recovery value is measured to determine the value of any impairment. If it is not possible to determine the recovery value of an individual asset, the Group measures the recovery value of the cash generating unit to which the asset belongs. Intangible assets with indeterminable useful life and intangible assets that are not yet finished for use shall be tested for impairment annually, or when there is evidence of loss in value. The recoverable amount is the higher of the fair value less selling cost and its value in use. When measuring value in use, an estimate of the future cash flows is discounted to present value using the pre-tax discount rate that reflects current market assessments of the time value of money and the risks specific to the asset. If the recovery value of an asset (or a cash generating unit) is determined to be below the carrying amount, an impairment loss is recognized for the carrying amount of the asset (or the cash generating unit) to reflect the recovery value. The impairment loss is immediately recognized as an expense in the income statement. When an impairment loss is reversed, the carrying value of the asset (or the cash generating unit) is revalued to reflect the increase in recovery value, but this increased recovery value may not exceed what the depreciated historical cost would have been if the impairment of the asset had not been recognized (or cash generating unit). Reversal of



*Note 2 Significant accounting policies, cont.*

an impairment loss is recognized directly in the income statement.

## Financial instruments

### Measurement of financial instruments

#### *The fair value of financial instruments*

The fair value of financial assets and financial liabilities is measured as follows: The fair value of financial assets and liabilities that have standard conditions that are traded on an active market is measured in relation to the quoted market price. The fair value of other financial assets and liabilities is determined according to generally accepted valuation models that are based on information obtained from observable current market transactions. The carrying amounts of all financial assets and liabilities are deemed to be a reasonable approximation of their fair value, unless otherwise stated.

#### *Amortised acquisition value*

Amortised acquisition value is the amount at which the asset or liability is measured at initial recognition, less principal repayments and plus or minus any accumulated accruals using the effective interest method of the initial difference between the amounts received or paid and amounts to be received or paid on the due date and less depreciation. The effective rate is the interest rate at which, when discounting all estimated future cash flows over the expected maturity, results in the initial carrying amount of the financial asset or the financial liability.

### Recognition of financial instruments

Financial assets or liabilities are recognized in the balance sheet when the company becomes a party pursuant to the contractual terms of the instrument. A receivable is recognized when the company has performed its contractual obligations, and there is a contractual obligation for the counterparty to pay, even if no invoice has been sent. A liability is recognized when the counterparty has performed its contractual obligations, and there is a contractual obligation to pay, even if no invoice has been received. A financial asset is derecognized in the balance sheet when the entitlements in the contract are realised, when the risks and rewards are transferred to another party, when the right to the cash flows ends or the company loses control of the asset. The same applies to part of a financial asset. A financial liability is derecognized in the balance sheet when the agreed obligation is discharged or otherwise extinguished. The same applies to part of a financial liability. The acquisition and sale of financial assets are recognized on the trade date, which is the day when the company commits itself to acquire or sell the asset.

#### *Cash and cash equivalents*

Cash and cash equivalents include cash assets and bank balances, and other short-term securities that are readily convertible to cash and are subject to an insignificant risk of changes in value. Classification as cash or cash equivalents requires that the maturity does not exceed three months from the date of the acquisition. Cash assets and bank balances are measured at amortised acquisition value. Since bank deposits are

payable on demand, amortised acquisition value equals the nominal amount.

#### *Accounts receivable*

Accounts receivable are recognized in the balance sheet when an invoice has been sent. Accounts receivable are measured at amortised acquisition value.

#### *Derivative instruments*

The Group does not apply hedge accounting, and all derivative instruments are therefore measured as 'Fair value via the income statement' in the category 'Other'. Derivative instruments with a positive fair value are recognized as assets in the 'Other current receivables' item. Derivative instruments with a negative fair value are recognized as liabilities in the 'Other current liabilities' item. Currency forwards are used to hedge foreign currency flows. The Group used currency futures to hedge the USD flow in the year. The results for these are recognized under financial items.

#### *Accounts payable*

Accounts payable are recognized when an invoice has been received. Accounts payable are measured at their amortised acquisition value. However, the expected maturity of accounts payable is short, so the liability is recognized at the nominal amount and is not discounted.

#### *Borrowing from credit institutions and other loans*

Interest-bearing bank loans, bank overdrafts and other loans are measured at their amortised acquisition value using the effective interest rate method. Any differences between the loan received (net after transaction costs) and the repayment amount or the amortisation of the loan are recognized over the maturity period of the loan.

#### *Offsetting financial assets and financial liabilities*

Financial assets and financial liabilities are offset and recognized as a net amount in the balance sheet when there is a legal right to offset and when the intention is to settle the items on a net basis or to simultaneously realise the asset and settle the liability.

### Impairment of financial instruments

One new feature of IFRS 9 is that a credit loss provision must be made based on expected losses. The Group recognizes a loss provision for expected credit losses from financial assets measured at amortised acquisition value or fair value via other comprehensive income, for lease receivables and contract assets. The impairment rules do not extend to equity instruments. On each balance sheet date, the change in expected credit losses since initial recognition is recognized in profit or loss. The purpose of the impairment requirements is to recognize the expected credit losses for twelve months for all financial assets and the remaining term for all financial assets for which significant increases have occurred in the credit risk since initial recognition, either assessed individually or collectively, in view of all reasonable and verifiable data, including forward-looking data. When the company evaluates whether the credit risk for a specific financial instrument has increased significantly since it was

recognized in the Group's financial statements, the Group compares the risk for payment default at the date of recognition with the risk of default in the reporting period. When this evaluation is made, both historical and forward-looking data are taken into account. The Group measures expected credit losses from a financial instrument in a way that reflects an objective and probability-weighted amount that is determined by evaluating a range of possible outcomes, the time value of money and reasonable verifiable data about current conditions and forecasts regarding future economic conditions.

Cash and cash equivalents and other operating receivables with a maturity of less than twelve months are covered by the general model, with the exception of low credit risk. The Group classifies a financial asset as having low credit risk when that financial asset has received the external credit grade "investment grade" according to international standard. When no external grade is available, the Group considers a financial asset to have low credit risk in the cases where the emittant has a strong financial position and no outstanding, overdue unpaid debt. Based on this a credit loss provision has been deemed unnecessary for the Group's cash and cash equivalents and other operating assets.

For accounts receivable, contract assets and lease receivables there was a simplified model, which means that the Group directly recognized expected credit losses for the remaining term of the asset. The Group applied the simplified model for accounts receivable using a matrix, where a historic credit loss is an indicator that is adjusted for current and future factors. The Group's exposure to credit risk is primarily attributable to accounts receivable. The simplified model was used to calculate credit losses on the Group's accounts receivable.

The expected credit losses for accounts receivables were calculated using a provision matrix based on past events, current conditions and forecasts of future economic conditions. These assumptions are described in Note 4.

Impairment of accounts receivable and other receivables is recognized in operating expenses. Impairment of cash and cash equivalents and other non-current securities holdings are recognized as a financial expense.

### Inventories

Inventories are carried at the lowest of cost and net realizable value. The cost of finished goods includes raw materials, direct labor costs, tool costs, other direct costs, and related manufacturing costs. Inventory value is calculated using the weighted average costing method. The net realizable value is the estimated sales price in ongoing business. Assessment of the need of write-down is made continuously regarding obsolescence and other factors that motivate a write-down of the inventory.

### Provisions

Provisions are recognized when the Group has a legal or informal obligation based on past events, it is probable that an outflow of resources will be required to settle the obligation, and the amount can be reliably measured. The amount reserved is the best estimate of the amount required to settle the existing obligation on the balance sheet date,



## Financial statements and notes

### Note 2 Significant accounting policies, cont.

considering the risks and uncertainties associated with the obligation. When a provision is measured by estimating the payments expected to be required to settle the obligation, the carrying amount shall correspond to the present value of these payments.

#### Accounting policies for the parent company

The parent company applies the Swedish Annual Accounts Act and the Swedish Financial Reporting Board's Recommendation (RFR 2) Accounting for legal entities. The application of RFR 2 means that the parent company, to the extent possible, follows all the EU approved IFRS within the framework of the Swedish Annual Accounts Act and the Swedish Pension Obligations Vesting Act

and considers the relationship between accounting and taxation. The following differences exist between the accounting policies of the Group and the parent company:

Shares in subsidiaries are recognized in the parent company according to the acquisition value method. Acquisition-related costs for subsidiaries that are charged in the consolidated financial statements are included as a part of the acquisition value for shares in subsidiaries.

The parent company's pension obligations have been calculated and recognized based on the Swedish Pension Obligations Vesting Act. Applying the Swedish Pension Obligations Vesting Act is a prerequisite for tax deductibility.

The parent company does not apply IFRS 9. The parent company's financial instruments are recognized in accordance with a method based on acquisition value as specified in the Annual Accounts Act.

The parent company does not apply IFRS 16. There are currently no leases in the parent company.

The parent company complies with the Annual Accounts Act's layout for the income statement and balance sheet. The parent company applies the same impairment principles as the Group.

## Note 3 Significant accounting estimates and assessments

The most significant assumptions concerning the future, and other important sources of uncertainty in estimations on the balance sheet date, which cause a significant risk for substantial adjustment to carrying amounts for assets and liabilities in the coming financial year are described below.

#### Revenue recognition

One condition for revenue recognition is that the revenue from sales should reflect the transfer of goods and services to customers with an amount that represents the compensation that the company expects to get in exchange for these goods or services. The assessment as to when risk and control has been transferred requires a thorough analysis of each contract and the circumstances under which a transaction has been carried out.

Bactigurd's license agreements contain several different obligations from the company and from the license holder during the collaboration phase (non-recurring license revenue) within the activities application development revenue and exclusivity revenue, for which the management needs to make assessments whether these constitute distinctive obligations that should be represented separately, or whether they should be grouped together with other obligations. When the obligations have been identified, the transaction price is allocated to each obligation, which requires an assessment of the management regarding the appropriate sales price. Furthermore, the management makes the assessment for each obligation whether its revenue should be recognized at a specific point in time, or rather over time. These assessments and estimates have a considerable effect on revenue recognition when it comes to application development and exclusivity fees for license contracts in the collaboration phase.

The license agreements also contain exclusivity revenue which depends on future events, like regulatory approvals. These variable fees are recognized as revenue when they have the highest probability, which requires that management assesses the probability at each accounting close. The license contracts also contain an estimate for the rate of completion that helps to measure the amount of work performed. These assessments and estimates of license contracts can have a considerable effect on the recognized revenue.

License revenue also contain royalty. Royalty is a variable compensation from the license-customers in a license-partnership, that is given to Bactiguard when the license customer has sold its products which have been coated with Bactiguard's technology. Bactiguard's revenue from royalty is recognized at the pursuant sale of usage by a license customer and is accounted for over time based on the expected value. The expected value is calculated based on historical and forecasted data. These assessments and estimates for expected royalty impact recognized revenue. The revenue model is continuously analysed and is changed when needed.

#### Impairment testing of goodwill and brands

The Group conducts impairment testing annually for goodwill and brand or whenever there is an indication they may be impaired. In order to determine whether the value of these assets has decreased, the cash-generating unit to which goodwill and trademark are attributed must be measured by discounting the unit's cash flows. By applying this method, the company is relying on a number of factors, including achieved results, business plans, economic forecasts and market data. This is described in more detail in Note 13. Every year the Group also tests to see if there is any impairment need for capitalised development costs. The value of the capitalised development costs is measured in relation to any future expected cash flows that the asset is expected to generate in order to see whether there is any need for impairment. As can be deduced from the description, changes in the conditions for these assumptions and estimates could have a significant effect on the value of goodwill and brand.

As described above, changes in the conditions for these assumptions and estimates could have a significant effect on the value of goodwill and trademarks and capitalized development costs. The sharpened strategy has been taken into account in this year's valuation.

#### Provisions for projects at a loss

The Group recognizes as per 31 December 2023 provisions for projects at a loss amounting to SEK 15,5 million in the consolidated report of financial position. These provisions relate to license agree-

ments in the collaboration phase. A provision for projects at a loss is recognized in the cases where a company's obligations according to the agreement surpass the benefits. Assessments of additional costs for the realization of the obligations during the collaboration phase of a license agreement are done continuously and can substantially impact the amount of the provision and the Group's financial results.

#### Right of use and leasing liability

When establishing the right of use and leasing liability for current agreements, the most important judgements are whether an agreement is, or contains a lease, establishing the leasing periods and discount rates. The leasing period has been established based on how the termination and extension clauses are expected to be used, taking into account the company's strategic future plans, and historic information about how the extension options have previously been used. If it is not reasonably certain that there will be an extension, the extension will not be included in the calculation of the leasing liability. The company's loan interest rate is applied when discounting leasing liability, which has been determined per country based on the ten-year government bond rate, the company's credit risk and the currency risk.

#### Estimation of useful life for intangible and tangible assets

Executive Management determines the estimated useful life and consequent depreciation for the Group's intangible and tangible assets. Estimates of the useful lives of intangible assets are based on expectations of how long the asset is expected to yield financial benefits. The useful lives of the tangible assets are based on the history of the useful lives of the corresponding assets. The useful life and assessed residual values are evaluated at the end of each financial year, and the estimated useful life could change the outcome whereby the results and financial position of the period may be affected.

Note 3 Significant accounting estimates and assessments, cont.

### Assessment of provision for expected credit losses

Accounts receivable are one of the most substantial items in the balance sheet and are recognized at their nominal amount, net of deductions for expected credit losses.

Provision for expected credit losses is subject to accounting estimates and assessments. In line with IFRS 9 the Group uses a model for provisioning based on the credit risk of all accounts receivable. From 1 January 2023 on, the Group applies new assumptions for the assessment of the bad debt accrual. By these assumptions, outstanding invoices overdue 1–30 days are written down by 5%, invoices overdue 31–90 days are written down by 10%, and invoices overdue more than 90 days are written down with 100%.

These assumptions are based on historical data and observations and forward-looking factors. In addition to the accrual for bad debt that is done according to the method described above,

there is also the possibility to book an accrual for the write-down of debt in the cases where an assessment has been made that payment is highly unlikely – for example where the customer has failed at its payment plan. More information regarding the Groups accrual for bad debt can be found in note 26 – accounts receivable.

In the case where the company has continuous discussions with the client, or an on-going collaboration around clinical studies and other collaborations – then the risk of default can be estimated to be lower. Default is defined by the Group as invoices overdue by more than 90 days. In addition default can also occur in the case of bankruptcy or in the case of disputes that the Group has a low likelihood of winning. All these estimates and assessments impact the amount of the bad debt accrual and thus the result. or in any other way have a clear and thorough collaboration it can assess and estimate the risk for default even lower. These estimates and assessments

influence the size of the credit loss provision and therefore the recognized profit for the Group.

### Valuation of inventory

Inventories are valued at the lower of cost and net realizable value. Estimates are required in respect of projected sales volumes, prices and inventory balances in order to determine the lower of cost or net realizable value and may have a significant impact on the carrying amount.

### Climate risks

Bactiguard has in estimates and assessment-made assumptions about the future, taking into account: the possible impact of the effects of changing climatic conditions. These environmental assumptions are: made internally and has not been deemed to have any material impact on assessments and estimates made.

## Note 4 Financial risk management

Through its activities, the Group is exposed to various types of risk. The Group's objective is to create a comprehensive risk management programme that concentrates on minimising potential unfavourable effects on financial results. The company's Board of Directors is ultimately responsible for the exposures, management and follow-up of the Group's risks. The frameworks that apply to the exposures, management, and follow-up of financial risks are established by the Board of Directors and revised annually. The Board of Directors has delegated responsibility for daily risk management to the company's CEO, who in turn has delegated this to the company's CFO. The Board of Directors is able to decide on

temporary departures from these established frameworks. The financial risks Bactiguard is exposed to are addressed separately below.

### Liquidity and financing risks

Liquidity and financing risks involve the risk of not being able to meet payment obligations due to insufficient liquidity or difficulties in obtaining external loans. The table below illustrates the Group's liquidity risks using a maturity analysis of financial liabilities. The amounts in these tables are not discounted values and they also contain, where applicable, interest payments and amortisation, whereby these amounts cannot be reconciled against the amounts recognized in the

balance sheets. Interest payments are determined based on conditions which apply on the balance sheet date. The table below indicates how the financial liabilities mature based on the information that was available as of 31 December 2023.

Amounts in foreign currencies are translated to Swedish krona on the balance sheet date exchange rates.

The company manages liquidity and financing risks through continual monitoring of liquidity forecasts and assessment of alternative financing solutions. In April 2024, the company extended its bank loan until May 2025. The new license-focused strategy will also improve profitability and cash flow.

### Maturity analysis: Financial liabilities

Group 31 Dec 2023	Within 3 months	4–12 months	1–5 years	Over 5 years	Total
Liabilities to credit institutions (including future interest)	5,427	185,151	–	–	190,578
Derivatives	–	–	–	–	–
Leasing liability	3,263	9,789	41,577	4,800	59,429
Accounts payable	16,695	–	–	–	16,695
<b>Total</b>	<b>25,385</b>	<b>194,940</b>	<b>41,577</b>	<b>4,800</b>	<b>266,702</b>
Group 31 Dec 2022	Within 3 months	4–12 months	1–5 years	Over 5 years	Total
Liabilities to credit institutions (including future interest)	2,730	9,172	188,181	6,734	206,817
Derivatives	200	600	–	–	800
Leasing liability	2,995	8,984	40,749	12,990	65,718
Accounts payable	33,821	–	–	–	33,821
<b>Total</b>	<b>39,746</b>	<b>18,756</b>	<b>228,930</b>	<b>19,724</b>	<b>307,157</b>

## Financial statements and notes

Note 4 Financial risk management, cont.

Parent company 31 Dec 2023	Within 3 months	4-12 months	1-5 years	Over 5 years	Total
Liabilities to credit institutions (including future interest)	3,018	179,325	-	-	182,343
Accounts payable	86	-	-	-	-
<b>Total</b>	<b>3,104</b>	<b>179,325</b>	<b>-</b>	<b>-</b>	<b>182,343</b>

Parent company 31 Dec 2022	Within 3 months	4-12 months	1-5 years	Over 5 years	Total
Liabilities to credit institutions (including future interest)	2,436	8,291	183,482	-	194,209
Accounts payable	-6	-	-	-	-6
<b>Total</b>	<b>2,430</b>	<b>8,291</b>	<b>183,482</b>	<b>-</b>	<b>194,203</b>

### Financial assets

The determination of fair value is divided into the following three levels:

Level 1: based on the prices listed on an active market for the same instrument

Level 2: based on direct or indirect observable market data that is not included in level 1

Level 3: based on input data that is not observable on the market

The Group's other current receivables at fair value are currency derivatives, which are measured in accordance with level 2.

Financial assets	Recognized as of 31 Dec 2023		Recognized as of 31 Dec 2022	
	Amortized acquisition value	Fair value through the income statement	Amortized acquisition value	Fair value through the income statement
Other non-current accounts receivable	13,648	-	3,095	-
Accounts receivable	17,249	-	47,126	-
Other current receivables	8,118	-	7,285	-
Cash and cash equivalents	123,217	-	197,727	-
<b>Total</b>	<b>162,232</b>	<b>-</b>	<b>255,233</b>	<b>-</b>

Financial liabilities	Recognized as of 31 Dec 2023		Recognized as of 31 Dec 2022	
	Amortized acquisition value	Fair value through the income statement	Amortized acquisition value	Fair value through the income statement
<b>Liabilities</b>				
Non-current interest-bearing liabilities	-	-	179,265	-
Current interest-bearing liabilities	178,568	-	-	-
Non-current leasing liabilities	42,306	-	48,519	-
Current lease liabilities	12,224	-	10,915	-
Accounts payable	16,695	-	33,821	-
Derivates	-	-	-	800
Other liabilities	4,570	-	5,622	-
<b>Total</b>	<b>254,363</b>	<b>-</b>	<b>278,142</b>	<b>800</b>

Note 4 Financial risk management, cont.

### Accounts receivable

The Group's definition of credit risk for a certain financial instrument is the risk of default during the reporting period. In making this estimate, both historical and prospective data are considered. The Group considers the account receivables as a significant area for credit risk. A credit loss provision has been calculated in accordance with IFRS 9 and is set out in the table below.

From 1 January 2023 on, the Group applies new assumptions for the assessment of the bad debt accrual. By this method, outstanding invoices overdue 1–30 days are written down by 5%, invoices overdue 31–90 days are written

down by 10%, and invoices overdue more than 90 days are written down with 100%. These new assumptions are based on historical data and observations and forward-looking factors. These new assumptions are based on historical data and observations. Accounts receivables that are overdue for more than 90 days are often not been paid. Forward-looking factors related to the sharpened strategy have also contributed to the assumption change. The Group has made the assessment that the economic circumstances of the industry have not been affected neither by higher inflation, nor by the state of the market. In

addition to the accrual for bad debt that is done according to the assumptions above, there is also the possibility to book an accrual for the write-down of debt in the cases where an assessment has been made that payment is highly unlikely – for example where the customer has failed at its payment plan. More information on the Group's overall credit loss provision is given in Note 26 Accounts receivable.

	Risk class 1	Risk class 2	Risk class 3	Risk class 4	Credit loss provision, individual assessment	Total outstanding receivables
<b>31 Dec 2023</b>						
Accounts receivable, gross per risk class	8,435	4,009	2,911	2,268	2,385	20,008
Exchange rate adjustment	-	-	-	-	-	-
Expected loss level %	0.0%	5%	10%	100%	-	-
Credit loss provision		-200	-291	-2,268	-	-2,759
<b>Total accounts receivable, net 31 Dec 2023</b>						<b>17,249</b>
<b>31 Dec 2022</b>						
Accounts receivable, gross per risk class	6,074	2,521	29,764	12,142	-	50,500
Exchange rate adjustment	-	-	-	-	-	-
Expected loss level %	0.2%	1%	2%	5%	-	-
Credit loss provision	-12	-25	-595	-607	-2,135	-3,374
<b>Total accounts receivable, net 31 Dec 2022</b>						<b>47,126</b>

### Capital risk management

The Group's objective of managing capital, equity and interest bearing liabilities, is to ensure the Group's capability to continue its operations, in order to keep the trust of investors, credit institutions and other stakeholders.

The Group is working to reduce its capital risk by:

- Establishing sufficient credit facilities in good time for the forecasted needs.
- Monitoring maturities for total debt with the purpose of matching amortisation with expected cash flow.
- Optimizing operating capital in the Group.
- Monitoring the debt ratio. The gearing ratio is determined as net debt divided by EBITDA (Operating result adjusted for depreciation). Net debt is calculated as interest-bearing liabilities less cash and cash equivalents.

### Currency risk

Currency risk relates to the risk that the fair value or future cash flows fluctuate due to changes in exchange rates. The exposure for currency risk primarily derives from payment flows in foreign currencies, referred to as 'transaction exposure,'

and from translating balance sheet items in foreign currency and during translation of foreign subsidiaries' income statements and balance sheets to the Group's presentation currency which is Swedish krona, referred to as 'currency exposure.'

The Group's outflows primarily consist of SEK and USD while the primary inflows are in USD and EUR. The Group is thereby highly affected by changes in these currency exchange rates.

Under the Group's currency policy such transaction exposure can be reduced through the use of derivative instruments. Pursuant to the currency policy, the Group may use forward contracts, swaps and currency options. If such instruments are used, hedging should take place by 40–80% of the forecasted cash flows in the relevant currency for the next twelve months. As of 31 December 2023, there were MUSD 0 (1.8) in outstanding currency contracts.

The Group's consolidated profit is primarily affected by exchange rates which are mostly attributable to USD and EUR. Under the Group's finance policy, this translation exposure shall not be hedged.

### Sensitivity analysis

Based on the year's revenues, cost and currency structures, a general 10 percentage point change in the exchange rate between SEK and USD would impact the Group's operating profit by approximately SEK +/- 11.6 (12.8) million. A similar change to the rate of SEK in relation to the EUR (10 percentage point) would impact the Group's operating profit by approximately SEK +/- 0.6 (0.2) million.

### Interest rate risk

Interest rate risk relates to the risk that the fair value or future cash flows fluctuate due to changes in interest rates. The Group is primarily exposed to interest rate risk through its loan financing.

As the loan runs at an interest base for Ibor, the company's foremost interest risk to possible changes is represented by the underlying Stibor rate. A change of 1 percentage point in Stibor 90 would have an impact of SEK 1.7 (2.2) million on the Group's annual interest expense for the loan, which stood at SEK 170.9 (170.9) million at the end of 2023.

## Note 5 Revenues

### Revenue distribution

The Group's revenue is generated by the sale of the products in the BIP – and wound care portfolios in addition to licence revenue. Revenue from the sale of the products is recognized as soon as the control over the product is transferred to the customer, that is, when the ownership of the products has been transferred to the client, which normally occurs at the time of delivery.

The licence revenue is generated by licence agreements which confer the right to use Bactiguard's technology to coat products. When a new license agreement is signed, this new agreement needs to be analyzed according to the five-step model in IFRS 15. The license agreement is divided into two phases: The collaboration phase (non recurring license revenue) and commercial phase (recurring license revenue). The collaboration phase consists of revenue from application-development and exclusivity-fees, and the commercial phase consists of revenue from license partnerships. An agreement can generate revenue from both phases and many types of revenue simultaneously.

Each phase can be divided into separate deliverables, and the transaction price can be allocated between these deliverables. A deliverable in the collaboration phase usually implies that the collaboration partner gets the license right to immediately use Bactiguard's technology. When the right to the technology has been transferred a signing fee is paid. At this point the deliverable of this part of the agreement has been carried out, and the revenue is thus booked, at one point in time.

The collaboration phase can also contain milestones that should be attained in order for a certain payment to be made, for example an exclusivity partnership containing a regulatory approval. This payment is then considered as variable income, and the recognition of the revenue is dependent on the occurrence of a future event.

Deliverables can be met at a certain point in time or over time. Each license agreement is customer specific. In the case where a milestone (or another deliverable) is not tied to a future event but is rather met over time, continuous assess-

ments are made in collaboration with the partner regarding what goals have been met, what is the next step and so on. This is thus considered to be a good basis for the assessment of what deliverables have been met and thus for what transaction prices can be recognized as revenue in the period. These assessments and estimates have a considerable effect on the revenue recognition of application development and exclusivity-partnership revenue pertaining to collaboration agreements in the collaboration phase.

When the collaboration phase is over, the license agreement enters a commercial phase and generates revenues from license partnerships. This is the phase in which a big part of the Group's license agreements currently are. Revenue from licence partnerships is recognized at a specific point in time. Below is a table showing the split of the Group's revenue on the basis of the type of product/service and the timing of the revenue recognition.

Type of product/service	Group		Parent company	
	2023	2022	2023	2022
<b>Recurring license revenues (commercial phase)</b>	<b>104,322</b>	<b>139,443</b>	-	-
License partners	104,322	139,443		
<b>Non-recurring license revenues (collaboration phase)</b>	<b>12,873</b>	<b>21,960</b>	-	-
Exclusivity partners	9,710	3,070		
Application development partners	3,163	18,890		
<b>BPP revenues</b>	<b>84,350</b>	<b>62,157</b>	-	-
BIP portfolio	30,533	18,460		
Wound Management portfolio	53,817	43,697		
<b>Services</b>	-	-	<b>3,062</b>	<b>2,271</b>
<b>Total</b>	<b>201,545</b>	<b>223,560</b>	<b>3,062</b>	<b>2,271</b>

Time of reveue recognition	Group		Parent company	
	2023	2022	2023	2022
Performance obligations satisfied at a point in time	188,672	201,600	3,062	2,271
Performance obligations satisfied over time	12,873	21,960	-	-
<b>Total</b>	<b>201,545</b>	<b>223,560</b>	<b>3,062</b>	<b>2,271</b>

### Important components in customer agreements

Bactiguard does not apply a general right of return for products to its distributors.

The Group applies a variety of different payment terms, depending on, for example,

the market where the distributor operates and complexity in the agreement. Payment terms with 50% advance invoicing is applied to the Group's largest customer Becton Dickinson & Company (BD). Advance invoicing is also applied to new distributors. The table below shows the

agreement balance of advances from customers. These agreement liabilities are recognized in the accrued expenses and prepaid income item; see Note 33.

Agreement liabilities	Prepaid income	
	2023	2022
<b>Opening balance 1 January</b>	<b>11,512</b>	<b>5,739</b>
Gross increase during the year	8,131	11,512
Revenues recognized during the year	-11,512	-5,739
<b>Closing balance 31 December</b>	<b>8,131</b>	<b>11,512</b>



## Note 6 Segment information

### Group

The information recognized to the chief operating decision makers as bases for distribution of resources, is not separated into different operating segments. The Group is therefore seen as a single operating segment. Of the Group's total revenues of SEK 201,545 (223,560) thousand, sales to the customer Becton Dickinson & Company (BD) accounted for SEK 93,077 (133,874) thousand, which is equivalent to 46% (60%).

### Revenues per segment

	2023		2022
USA	114,592	USA	156,659
Malaysia	26,879	Malaysia	25,924
Sweden	8,934	Sweden	7,611
India	7,354	India	4,907
Bangladesh	5,665	Bangladesh	3,814
Indonesia	4,841	Poland	2,768
Saudi Arabia	3,729	Indonesia	2,289
Other countries	29,551	Other countries	19,587
<b>Total net sales</b>	<b>201,545</b>	<b>Total net sales</b>	<b>223,560</b>

### Parent company

No sales of goods were made in the parent company for the period.

### Fixed assets

Information regarding the segments of the Group's fixed assets

	2023		2022	
	Geography	Percentage %	Geography	Percentage %
<b>Current assets</b>				
Sweden	62,388	66%	64,406	65%
Malaysia	31,454	34%	35,211	35%
Other	16	-	11	-
<b>Total</b>	<b>93,858</b>	<b>100%</b>	<b>99,629</b>	<b>100%</b>
<b>Non-current assets</b>				
Sweden	356,542	100%	396,620	100%
<b>Total</b>	<b>356,542</b>	<b>100%</b>	<b>396,620</b>	<b>100%</b>

## Note 7 Other operating revenues and operating expenses

	Group		Parent company	
	2023	2022	2023	2022
<b>Other operating revenues</b>				
Exchange rate gains	12,417	21,500	-	-
Rental revenue	6,766	5,275	-	-
Other operating revenues	2,445	3,161	0	0
<b>Total</b>	<b>21,628</b>	<b>29,935</b>	<b>0</b>	<b>0</b>
<b>Other operating expenses</b>				
Exchange rate loss	-13,923	-28,199	-	-
Loss for disposal of non-current assets	-	-15	-	-
<b>Total</b>	<b>-13,923</b>	<b>-28,214</b>	<b>-</b>	<b>-</b>

## Note 8 Information on fees and remuneration to auditors

	Group		Parent company	
	2023	2022	2023	2022
<b>Deloitte</b>				
audit assignment	991	730	991	659
additional audit assignments	-	208	-	121
other services	30	-	-	-
<b>Total</b>	<b>1,021</b>	<b>938</b>	<b>991</b>	<b>780</b>
<b>Other auditors</b>				
audit assignment	155	71	-	-
tax consultancy	31	-	-	-
<b>Total</b>	<b>186</b>	<b>71</b>	<b>-</b>	<b>-</b>

The audit assignment refers to fees charged for the statutorily required audit. The assignment includes auditing the annual accounts and financial statements, reviewing the administration of the Board of Directors and Chief Executive Officer, and the fees for audit advice provided to the company during the audit engagement. Other audit activities refer to quality assurance services and includes, among other things, new IFRS rules.

## Note 9 Number of employees, salaries, other remuneration and social security costs

### Employees

	2023		2022	
	Number of employees	Of which women	Number of employees	Of which women
<b>Average number of employees</b>				
Parent company	-	-	-	-
Swedish subsidiaries	51	29	43	28
Foreign subsidiaries	166	104	156	98
<b>Group total</b>	<b>217</b>	<b>133</b>	<b>199</b>	<b>126</b>

	2023			2022		
	Salaries and other remuneration	Social security costs	Total	Salaries and other remuneration	Social security costs	Total
<b>Total salaries and other remuneration to employees</b>						
Parent company	2,606	691	3,297	2,533	796	3,329
- of which pension costs	-	-	-	-	-	-
Swedish subsidiaries	73,384	15,904	89,288	58,369	13,524	71,893
- of which pension costs	7,712	1,874	9,586	7,061	1,702	8,763
Foreign subsidiaries	22,485	2,224	24,709	21,373	695	22,068
- of which pension costs	71	0	71	1,766	97	1,863
<b>Group total</b>	<b>98,475</b>	<b>18,819</b>	<b>117,294</b>	<b>82,275</b>	<b>15,015</b>	<b>97,290</b>
- of which total pension costs	7,783	1,874	9,657	8,827	1,799	10,626

The above figures do not include other personnel costs, which amounted to SEK 6,162 (7,770) thousand.

	2023		2022	
	Board of Directors	Senior executives	Board of Directors	Senior executives
<b>Gender distribution in Board of Directors and senior executives</b>				
Men	4	4	3	5
Women	2	1	2	2
<b>Total</b>	<b>6</b>	<b>5</b>	<b>5</b>	<b>7</b>

	2023				2022			
	Salary/Fee	Other benefits	Pension	Total	Salary/Fee	Other benefits	Pension	Total
<b>Remuneration and other benefits to senior executives</b>								
Chief Executive Officer <sup>1)</sup>	2,585	4	541	3,130	3,034	4	623	3,661
Deputy CEO	1,863	6	390	2,259	2,957	8	667	3,632
Other senior executives	7,482	92	1,394	8,968	5,860	160	1,095	7,115
<b>Total</b>	<b>11,930</b>	<b>102</b>	<b>2,325</b>	<b>14,357</b>	<b>11,851</b>	<b>172</b>	<b>2,385</b>	<b>14,408</b>

<sup>1)</sup> Table includes Anders Göransson's remuneration from the period as CEO during the period Jan–May 2023. From May 2023 until he left the company in July 2023, Anders was Global Head of Licensing and was no longer an executive of Bactiguard, which means that remuneration during the period was not included. During the year, severance pay of SEK 4.9 million was recognized as expenses, which was paid after he left the company.

Note 9 Number of employees, salaries, other remuneration and social security costs, cont.

#### Parent company

Remuneration and other benefits to senior executives	2023				2022			
	Salary/ Fee	Other benefits	Pension	Total	Salary/ Fee	Other benefits	Pension	Total
Chief Executive Officer	-	-	-	-	-	-	-	-
Other senior executives	-	-	-	-	-	-	-	-
<b>Total</b>	<b>-</b>	<b>-</b>	<b>-</b>	<b>-</b>	<b>-</b>	<b>-</b>	<b>-</b>	<b>-</b>

CEO and other senior executives are employed in Swedish and foreign subsidiaries, why no remunerations are made in parent company. Guidelines for remuneration to senior executives are described in the Corporate Governance Report on pages 19–27.

Board of Directors	2023		2022	
	Salary/ Board fee	Total	Salary/ Board fee	Total
Christian Kinch, Chairman of the board from June 2023 onwards	750	750	750	750
Thomas von Koch, Chairman of the Board until May 2023, Chairperson from June 2023 onwards	250	250	750	750
Richard Kuntz, from the Annual General Meeting in May 2023 <sup>1)</sup>	300	300	-	-
Anna Martling, from the Annual General Meeting in April 2020	400	400	400	400
Magdalena Persson, from the Annual General Meeting in April 2022	400	400	266	266
Jan Ståhlberg, from the Annual General Meeting in April 2021	400	400	367	367
<b>Total</b>	<b>2,500</b>	<b>2,500</b>	<b>2,533</b>	<b>2,533</b>

<sup>1)</sup> Richard was elected as a member at the Annual General Meeting on 5 May 2023 and has received consulting fees of SEK 129 thousand for 2023.

## Note 10 Financial income

	Group		Parent company	
	2023	2022	2023	2022
Interest income	5,243	1,174	42	-
Interest income, Group company	-	-	19,583	9,521
Exchange rate gains	8,177	10,339	-	-
Other financial income	8	-	-	-
<b>Total financial income</b>	<b>13,428</b>	<b>11,513</b>	<b>19,625</b>	<b>9,521</b>

All interest income is attributable to financial assets that are measured at their amortised acquisition value.

## Note 11 Financial expenses

	Group		Parent company	
	2023	2022	2023	2022
Interest expenses	13,528	8,697	11,343	6,314
Exchange rate loss	15,121	5,630	-	-
Other financial expenses	-	1,374	672	673
<b>Total financial expenses</b>	<b>28,649</b>	<b>15,701</b>	<b>12,016</b>	<b>6,987</b>

Interest expenses in the Group are attributable to interest on bank loans and interest on leasing liabilities. Other financial expenses mainly consist of set-up fees for loans.

## Note 12 Taxes

	Group		Parent company	
	2023	2022	2023	2022
Nominal tax 20.6%	30,314	12,330	-869	175
Tax effect non-deductible expenses	-8,615	-1,537	-	-138
Tax effect non-deductible income	531	152	-	-
Tax effect of differences in tax rates between Sweden and other countries	-1,115	60	-	-
Capitalised deficits not previously recognized as deferred tax assets	-105	-	869	-
Tax effect for which no deferred tax loss carry-forwards are recognized	-12,237	-4,026	-	-37
<b>Total</b>	<b>8,772</b>	<b>6,979</b>	<b>-</b>	<b>-</b>

The Group had tax loss carry-forwards on 31 December 2023 of SEK -349,661 (-360,631) thousand that can be used against future profits. The tax loss carry-forwards have no maturity date.

	Group		Parent company	
	2023	2022	2023	2022
Current tax	-136	-30	-	-
Deferred tax	8,908	7,008	10	-
<b>Total</b>	<b>8,772</b>	<b>6,978</b>	<b>10</b>	<b>-</b>

**Deferred tax**

Temporary differences occur whenever the carrying amounts and taxable values of assets and liabilities differ. The temporary differences of the Group and parent company have resulted in deferred tax liabilities and deferred tax assets in regard to the following items:

	Group		Parent company	
	2023	2022	2023	2022
<b>Deferred tax assets</b>				
Loss carry-forwards	31,467	31,467	15,255	15,255
<b>Total deferred tax assets</b>	<b>31,467</b>	<b>31,467</b>	<b>15,255</b>	<b>15,255</b>

	Group		Parent company	
	2023	2022	2023	2022
<b>Deferred tax liabilities</b>				
Incoming balance deferred tax liabilities	29,682	38,787	-	-
Change for the year	-8,908	-7,008	-	-
Re-classification	-	-990	-	-
Translation difference	-70	-1,107	-	-
<b>Total deferred tax liabilities</b>	<b>20,704</b>	<b>29,682</b>	<b>-</b>	<b>-</b>
<b>Total net deferred tax assets/liabilities</b>	<b>10,763</b>	<b>1,785</b>	<b>15,255</b>	<b>15,255</b>

The deferred tax asset arose when Bactiguard Holding acquired Bactiguard AB. Our assessment for the year is that the value of the deferred tax asset remains. Deferred tax liability was reduced with respect to acquired surplus values in intangible assets. The year's change to deferred tax liabilities is attributable to temporary differences related to depreciation of intangible assets.

## Note 13 Goodwill

	Group		Parent company	
	2023-12-31	2022-12-31	2023-12-31	2022-12-31
Opening acquisition value	250,466	247,485	-	-
Translation differences	-2,363	2,981	-	-
<b>Net carrying amount</b>	<b>248,103</b>	<b>250,466</b>	-	-

The carrying amount of goodwill is attributable to Bactiguard Holding's acquisition of Bactiguard AB, and the acquisition of Vigilenz that Bactiguard Holding carried out in 2020.

### Impairment testing intangible assets with indeterminable useful life

Impairment testing of goodwill and brands with indeterminable useful life is conducted annually in the Group and, when indications arise of the necessity for impairment testing. Goodwill that arose in connection with a business combination was allocated on the transfer date to the smallest cash generating units in the Group that is expected to obtain benefits of the combination. Bactiguard Holding has a single cash generating unit. The impairment test was performed as of 31 December 2023.

The recoverable amount for a cash generating unit is established based on estimations of value in use. These estimations are based on expected future cash flows identified in financial forecasts that were approved by the company management that cover a 5-year period. The assessment of future cash flows includes assumptions regarding primarily sales growth and discount rates. Management sees stable growth and a positive pace of development for new licensing business sales over the 5-year period. Growth beyond the forecasted 5-year period is expected to be 0.5% (1.5%) per year, which matches the Group's long-term assumptions for inflation. The discount rate of 12.6% (13.5%) before tax reflects specific risks associated with the asset. The calculation is impacted by Bactiguard's new licence-focused strategy, which positions the Group for an

increased profitability by lowering costs and by more effectively using the Group's resources - focusing on the licence business with its higher margins.

Based on the assumptions presented above, the value in use exceeds the carried goodwill value which brings us to conclude that there is no need for impairment in respect of goodwill and brand. A sensitivity analysis has been conducted where the discount rate has been increased by 5 percentage points and the expected future cash flow has remained constant, without this altering the conclusion. The impairment testing does not include any effects of potential future restructuring or future improvements to the bulk of assets. The forecast revenue is based on the present and existing condition of the assets.

## Note 14 Technology

	Group		Parent company	
	2023-12-31	2022-12-31	2023-12-31	2022-12-31
Opening acquisition value	366,700	366,700	-	-
Currency translation differences	-127	-	-	-
<b>Closing accumulated acquisition value</b>	<b>366,573</b>	<b>366,700</b>	-	-
Opening depreciation	-267,862	-242,455	-	-
Depreciation for the year	-25,407	-25,407	-	-
<b>Closing accumulated depreciation</b>	<b>-293,269</b>	<b>-267,862</b>	-	-
<b>Net carrying amount</b>	<b>73,304</b>	<b>98,838</b>	-	-

The technology item includes Bactiguard's patented and unique coating technology, which can be applied to a broad spectrum of products, and technology that relates to product development of Hydrocyn aqua and associated certifications.

## Note 15 Brands

	Group		Parent company	
	2023-12-31	2022-12-31	2023-12-31	2022-12-31
Opening acquisition value	26,272	26,272	-	-
Currency translation differences	-6	-	-	-
<b>Closing accumulated acquisition value</b>	<b>26,266</b>	<b>26,272</b>	-	-
Opening depreciation	-397	-257	-	-
Depreciation for the year	-140	-140	-	-
<b>Closing accumulated depreciation</b>	<b>-537</b>	<b>-397</b>	-	-
<b>Net carrying amount</b>	<b>25,729</b>	<b>25,875</b>	-	-

The opening acquisition value for brands is attributable to Bactiguard Holding's acquisition of Bactiguard AB as Bactiguard was identified as an intangible asset. The brand is known, established and enjoys trademark protection for an indeterminate period in relevant markets where the company operates. The Group conducts impairment testing annually for the brand or whenever there is an indication that it may be impaired, see Note 13. The acquisition of Vigilenz in 2020 added a value for the Vigilenz brand, as well as 21 registered product brands. These will be amortized over a period of 5 years.



## Note 16 Customer relationships

	Group		Parent company	
	2023-12-31	2022-12-31	2023-12-31	2022-12-31
Opening acquisition value	20,200	20,200	-	-
Currency translation differences	-62	-	-	-
<b>Closing accumulated acquisition value</b>	<b>20,138</b>	<b>20,200</b>	-	-
Opening depreciation	-13,642	-12,255	-	-
Depreciation for the year	-1,388	-1,387	-	-
Currency translation differences	-1	-	-	-
<b>Closing accumulated depreciation</b>	<b>-15,031</b>	<b>-13,642</b>	-	-
<b>Net carrying amount</b>	<b>5,107</b>	<b>6,558</b>	-	-

## Note 17 Capitalised development costs

	Group		Parent company	
	2023-12-31	2022-12-31	2023-12-31	2022-12-31
Opening acquisition value	38,754	38,214	-	-
Capitalisation for the year	1,606	540	-	-
<b>Closing accumulated acquisition value</b>	<b>40,360</b>	<b>38,754</b>	-	-
Opening depreciation	-25,110	-18,316	-	-
Depreciation for the year	-4,969	-6,794	-	-
<b>Closing accumulated depreciation</b>	<b>-30,079</b>	<b>-25,110</b>	-	-
Opening write-downs	-76	-76	-	-
Write-downs for the year	-7,252	-	-	-
<b>Closing accumulated write-down</b>	<b>-7,328</b>	<b>-76</b>	-	-
<b>Net carrying amount</b>	<b>2,953</b>	<b>13,568</b>	-	-

Capitalised development costs refer to ongoing development projects. Impairment is initiated when the project is completed. Write-down of accumulated development costs was done in 2023 as a consequence of the Group's strategy change.

## Note 18 Patent registrations

	Group		Parent company	
	2023-12-31	2022-12-31	2023-12-31	2022-12-31
Opening acquisition value	4,941	4,406	-	-
Capitalisation for the year	441	536	-	-
<b>Closing accumulated acquisition value</b>	<b>5,382</b>	<b>4,941</b>	-	-
Opening depreciation	-3,627	-3,293	-	-
Depreciation for the year	-410	-334	-	-
<b>Closing accumulated depreciation</b>	<b>-4,036</b>	<b>-3,627</b>	-	-
<b>Net carrying amount</b>	<b>1,345</b>	<b>1,315</b>	-	-

## Note 19 Leasing

### Rights of use

	Buildings	Machinery	Vehicles	Equipment	Total
<b>Acquisition value</b>					
As of 1 January 2022	72,948	18,240	1,354	340	92,882
Future rights of use	2,852	552	264	–	3,668
Disposals	–	–	–410	–340	–750
Exchange differences	2,549	–	–	–	2,549
<b>As of 31 December 2022</b>	<b>78,349</b>	<b>18,792</b>	<b>1,208</b>	<b>–</b>	<b>98,349</b>
<b>Accumulated depreciation</b>					
As of 1 January 2022	–18,872	–9,295	–663	–276	–29,106
Depreciation for the year	–11,629	–2,323	–486	–	–14,438
Disposals	–	–	399	276	675
Exchange differences	–	–	–	–	–
<b>As of 31 December 2022</b>	<b>–30,501</b>	<b>–11,618</b>	<b>–750</b>	<b>–</b>	<b>–42,869</b>
<b>Closing carrying amount 31 December 2022</b>	<b>47,848</b>	<b>7,174</b>	<b>458</b>	<b>–</b>	<b>55,480</b>

	Buildings	Machinery	Vehicles	Equipment	Total
<b>Acquisition value</b>					
As of 1 January 2023	78,349	18,792	1,208	–	98,349
Future rights of use	6,647	–	–63	–	6,584
Disposals	–2,002	–	–	–	–2,002
Exchange differences	430	–10	–	–	420
<b>As of 31 December 2023</b>	<b>83,424</b>	<b>18,782</b>	<b>1,145</b>	<b>–</b>	<b>103,351</b>
<b>Accumulated depreciation</b>					
As of 1 January 2023	–30,501	–11,618	–750	–	–42,869
Depreciation for the year	–8,706	–2,323	–266	–	–11,295
Disposals	1,607	–	–	–	1,607
Exchange differences	29	–	–	–	29
<b>As of 31 December 2023</b>	<b>–37,571</b>	<b>–13,941</b>	<b>–1,016</b>	<b>–</b>	<b>–52,557</b>
<b>Closing carrying amount 31 December 2023</b>	<b>45,853</b>	<b>4,841</b>	<b>129</b>	<b>–</b>	<b>50,823</b>

Rights of use are recognized in a separate row in the balance sheet.

The Group leases a number of assets such as buildings, machinery, vehicles and equipment. Leasing for building in Tullinge is a major part of the overall rights of use. The leasing period for this agreement is 15 years with a maturity until 2029 and includes an extension option of 3 years if no notice of termination has taken place within 12 months before the end of the term. The right of use for machinery refers to a lease for production equipment in Tullinge. Leases, excluding the lease for the building in Tullinge, have an average term of 2 years.

The Group has agreements in place for the sub-letting of premises. Revenues from this activity are recognized as other operating income and have not been taken into account in the Group's rights of use and leasing liabilities. Revenues from leasing in 2023 totalled SEK 6.1 (5.1) million.

### Amounts recognized in the income statement

	2023	2022
Depreciation on rights of use	–11,295	–10,640
Interest expenses for leasing liabilities	–2,122	–2,308
	<b>–13,417</b>	<b>–12,947</b>

### Cash flow

The total cash outflow for leases totalled SEK –14,186 (–12,567) thousand.

### Leasingskuld

The weighted average marginal loan rate was 5.1% (3.8%).

### Maturity analysis for leasing liabilities

	2023-12-31	2022-12-31
Year 1	11,298	10,915
Years 2–5	38,422	35,841
After more than 5 years	3,884	12,678
	<b>53,604</b>	<b>59,434</b>
<b>Classified as:</b>		
Non-current liabilities	42,306	48,519
Current liabilities	11,298	10,915

The Group is not exposed to any significant liquidity risk as a result of leasing liabilities. Leasing liabilities are monitored by the Group's finance department.

## Note 20 Buildings

	Group		Parent company	
	2023-12-31	2022-12-31	2023-12-31	2022-12-31
Opening acquisition value	17,098	15,701	-	-
Exchange rate differences	-1,199	1,397	-	-
<b>Closing accumulated acquisition value</b>	<b>15,899</b>	<b>17,098</b>	-	-
Opening depreciation	-2,001	-1,569	-	-
Depreciation for the year	-293	-285	-	-
Exchange rate differences	161	-147	-	-
<b>Closing accumulated depreciation</b>	<b>-2,133</b>	<b>-2,001</b>	-	-
<b>Net carrying amount</b>	<b>13,766</b>	<b>15,097</b>	-	-

## Note 21 Improvements, leasehold

	Group		Parent company	
	2023-12-31	2022-12-31	2023-12-31	2022-12-31
Opening acquisition value	27,221	26,531	-	-
Purchases	459	894	-	-
Sales/scrapping	-	-16	-	-
Reclassifications	-	-825	-	-
Exchange rate differences	-467	637	-	-
<b>Closing accumulated acquisition value</b>	<b>27,213</b>	<b>27,221</b>	-	-
Opening depreciation	-21,489	-19,908	-	-
Depreciation for the year	-1,175	-1,012	-	-
Exchange rate differences	442	-569	-	-
<b>Closing accumulated depreciation</b>	<b>-22,222</b>	<b>-21,489</b>	-	-
<b>Net carrying amount</b>	<b>4,991</b>	<b>5,732</b>	-	-

Improvements to the property of a third party primarily concerns installations at headquarters/production facilities in Malaysia.

## Note 22 Machinery and other technical plant

	Group		Parent company	
	2023-12-31	2022-12-31	2023-12-31	2022-12-31
Opening acquisition value	39,017	28,359	-	-
Purchases	605	7,775	-	-
Sales/scrapping	-3,477	-	-	-
Reclassifications	-	175	-	-
Exchange rate differences	-2,556	2,708	-	-
<b>Closing accumulated acquisition value</b>	<b>33,589</b>	<b>39,017</b>	-	-
Opening depreciation	-20,990	-17,894	-	-
Depreciation for the year	-2,509	-1,480	-	-
Sales/scrapping	2,935	-	-	-
Exchange rate differences	2,558	-1,616	-	-
<b>Closing accumulated depreciation</b>	<b>-18,006</b>	<b>-20,990</b>	-	-
<b>Net carrying amount</b>	<b>15,583</b>	<b>18,027</b>	-	-

## Note 23 Equipment, tools and installations

	Group		Parent company	
	2023-12-31	2022-12-31	2023-12-31	2022-12-31
Opening acquisition value	18,189	17,653	-	-
Purchases	5,059	1,173	-	-
Sales/scrapping	-640	-	-	-
Exchange rate differences	-409	-637	-	-
<b>Closing accumulated acquisition value</b>	<b>22,199</b>	<b>18,189</b>	-	-
Opening depreciation	-12,896	-12,002	-	-
Depreciation for the year	-1,029	-562	-	-
Sales/scrapping	409	-	-	-
Exchange rate differences	409	-331	-	-
<b>Closing accumulated depreciation</b>	<b>-13,107</b>	<b>-12,896</b>	-	-
<b>Net carrying amount</b>	<b>9,092</b>	<b>5,293</b>	-	-

## Note 24 Shares in subsidiaries

	Parent company	
	2023-12-31	2022-12-31
Opening acquisition value	481,191	481,191
Shareholder's contributions given	94,000	-
<b>Closing acquisition value</b>	<b>575,191</b>	<b>481,191</b>

Subsidiaries	Corp. ID. no.	Domicile	Share of equity %	Share of voting power %	Book value
Bactiguard AB	556668-6621	Stockholm	100	100	575,191
Bactiguard China Limited	1403452	Hong Kong	100	100	-
Bactiguard Malaysia SDN. BHD.	970618-V	Malaysia	100	100	-
Bactiguard Singapore Pte. Ltd.	201135972E	Singapore	100	100	-
Bactiguard Israel Ltd.	514794247	Israel	100	100	-
Bactiguard South East Asia SDN. BHD.	505559-U	Malaysia	100	100	-
Vigilenz Medical Supplies SDN. BHD.	750716-K	Malaysia	100	100	-
<b>Total</b>					<b>575,191</b>

## Note 25 Inventory

	Group		Parent company	
	2023-12-31	2022-12-31	2023-12-31	2022-12-31
Raw material	16,137	22,039	-	-
Products in progress	7,871	4,391	-	-
Finished goods	5,638	17,937	-	-
<b>Total inventory</b>	<b>29,646</b>	<b>44,367</b>	-	-

During 2023 SEK -64,572 (-43,956) thousand was recognized as an expense for inventories. The cost of goods sold includes provisions for obsolescence and other impairments of inventories, totalling SEK -14,763 (-4,115) thousand. Goods are scrapped after the end of their technical life, which is an unchanged policy.

## Note 26 Accounts receivable

	Group		Parent company	
	2023-12-31	2022-12-31	2023-12-31	2022-12-31
Accounts receivable, gross	20,009	50,501	-	-
Provision for expected credit losses	-2,760	-3,375	-	-
<b>Total accounts receivable, net after provision for bad debts</b>	<b>17,249</b>	<b>47,126</b>	<b>-</b>	<b>-</b>

The management has assessed that the carrying amount for accounts receivable, net after provisions for bad debts, corresponds to the fair value.

Maturity analysis for accounts receivable	Group	
	2023	2022
Not due	8,738	13,195
Overdue 30 days	5,816	2,258
Overdue 31-90 days	3,105	7,353
Overdue > 90 days	2,350	27,695
Of which provision for expected credit losses	-2,760	-3,375
<b>Total</b>	<b>17,249</b>	<b>47,126</b>

Loss provision	Group		Parent company	
	2023-12-31	2022-12-31	2023-12-31	2022-12-31
Opening balance	-3,375	-2,338	-	-
Change to provision for expected credit losses	-1,422	-1,037	-	-
Realised loss	2,037	-	-	-
<b>Closing balance</b>	<b>-2,760</b>	<b>-3,375</b>	<b>-</b>	<b>-</b>

## Note 27 Prepaid expenses and accrued income

	Group		Parent company	
	2023-12-31	2022-12-31	2023-12-31	2022-12-31
Prepaid rent	2,624	2,654	-	-
Prepaid insurances	816	1,457	125	120
Accrued income	5,299	5,243	-	-
Accrued income, inter-company	-	-	31,844	12,260
Other items	11,159	2,500	838	1,428
<b>Total</b>	<b>19,898</b>	<b>11,854</b>	<b>32,807</b>	<b>13,808</b>

## Note 28 Cash and cash equivalents

	Group		Parent company	
	2023-12-31	2022-12-31	2023-12-31	2022-12-31
Cash and bank balances	123,217	197,727	1,811	366
<b>Total</b>	<b>123,217</b>	<b>197,727</b>	<b>1,811</b>	<b>366</b>

## Note 29 Share capital

The share capital in Bactiguard as of 31 December 2023 was SEK 876,097 (876,097) allocated to 31,043,885 series B shares each carrying a single vote (31,043,885 votes) and 4,000,000 series A shares, each with ten votes (40,000,000 votes).

The total number of shares and votes in Bactiguard as of 31 December 2023 was 35,043,885 shares and 71,043,885 votes. The shares have a quotient value of SEK 0.0250.



## Note 30 Loans

	Group		Parent company	
	2023-12-31	2022-12-31	2023-12-31	2022-12-31
Non-current liabilities to credit institutions	-	179,265	-	170,941
Current liabilities to credit institutions	178,569	-	170,941	-
<b>Total</b>	<b>178,569</b>	<b>179,265</b>	<b>170,941</b>	<b>170,941</b>

The Group's current credit facility with SEB is with the term to May 2025 and the credit facility now amounts to SEK 201,000 thousand in the form of a bank overdraft of SEK 30,000 thousand and a bank loan of SEK 171,000 thousand. The Group holds in addition to that a minor credit facility in Malaysia. The facility is subject to customary covenants.

## Note 31 Provisions

Group	2023-12-31				2022-12-31			
	Closing balance	Unwinding of provisions	New provisions	Opening balance	Closing balance	Unwinding of provisions	New provisions	Opening balance
Non-current provisions	5,257	-2,814	8,071	-	-	-	-	-
Current provisions	10,256	-544	10,800	-	-	-	-	-

Parent company	2023-12-31				2022-12-31			
	Closing balance	Unwinding of provisions	New provisions	Opening balance	Closing balance	Unwinding of provisions	New provisions	Opening balance
Non-current provisions	-	-	-	-	-	-	-	-
Current provisions	-	-	-	-	-	-	-	-

The Group recognizes as per 31 December 2023 provisions for projects at a loss. These provisions relate to license agreements in the collaboration phase. A provision for projects at a loss is recognized in the cases where a company's obligations according to the agreement surpass the benefits. Assessments of additional costs for the realization of the obligations during the collaboration phase of a license agreement are done continuously and can substantially impact the amount of the provision and the Group's financial results. The part of the provisions that is expected to be used within a year has been booked as a current provision.

## Note 32 Bank overdrafts

	Group		Parent company	
	2023-12-31	2022-12-31	2023-12-31	2022-12-31
Bank overdraft facilities granted	30,000	30,000	30,000	30,000
Unutilised bank overdrafts	30,000	30,000	30,000	30,000
<b>Utilised bank overdrafts</b>	<b>-</b>	<b>-</b>	<b>-</b>	<b>-</b>

## Note 33 Accrued expenses and prepaid income

	Group		Parent company	
	2023-12-31	2022-12-31	2023-12-31	2022-12-31
Accrued holiday pay	5,841	5,443	-	-
Accrued other personnel expenses	7,856	6,318	-	-
Accrued consulting expenses	3,930	3,111	-	-
Accrued account payables	1,034	3,069	-	-
Prepaid income <sup>1)</sup>	8,131	11,512	-	-
Other items <sup>2)</sup>	12,300	3,599	572	337
<b>Total</b>	<b>39,092</b>	<b>33,052</b>	<b>572</b>	<b>337</b>

<sup>1)</sup> Disclosures regarding contract liabilities that are not included in this row are given in Note 5.

<sup>2)</sup> The increase in other items is primarily related to compensation to employees.

**Note 34 Pledged assets and contingent liabilities**

	Group		Parent company	
	2023-12-31	2022-12-31	2023-12-31	2022-12-31
Shares in subsidiaries	214,110	198,111	575,191	481,191
Floating charge	150,000	180,000	-	-
<b>Total</b>	<b>364,110</b>	<b>378,111</b>	<b>575,191</b>	<b>481,191</b>

**Note 35 Reconciliation of liabilities attributable to financing activities**

Group, opening balance 1 Jan 2023	Opening balance 2023	Cash flow from financing activities	Change to part of short-term loans	Acquisition	Other changes	31 Dec 2023
<i>Non-current liabilities</i>						
Leasing liability	49,306	-11,139	-	445	3,694	42,306
Liabilities to credit institutions	179,265	-696	-	-	-178,569	0
<i>Current liabilities</i>						
Leasing liability	10,037	-	-	111	2,076	12,224
Liabilities to credit institutions	-	-	-	-	178,569	178,569
<b>Reconciliation of liabilities attributable to financing activities</b>	<b>238,608</b>	<b>-11,835</b>	<b>-</b>	<b>556</b>	<b>5,770</b>	<b>233,099</b>

Group, opening balance 1 Jan 2022	Opening balance 2022	Cash flow from financing activities	Change to part of short-term loans	Acquisition	Other changes	31 Dec 2022
<i>Non-current liabilities</i>						
Leasing liability	57,645	-12,809	-	-	4,470	49,306
Liabilities to credit institutions	180,663	61	-	-	-1,459	179,265
<i>Current liabilities</i>						
Leasing liability	9,652	-	-	-	385	10,037
Liabilities to credit institutions	-	-	-	-	-	-
<b>Reconciliation of liabilities attributable to financing activities</b>	<b>247,960</b>	<b>-12,748</b>	<b>-</b>	<b>-</b>	<b>3,396</b>	<b>238,608</b>

Parent company, opening balance 1 Jan 2023	Opening balance 2023	Cash flow from financing activities	Change to part of short-term loans	Acquisition	Other changes	31 Dec 2023
<i>Non-current liabilities</i>						
Liabilities to credit institutions	169,601	-	-	-	-169,601	-
<i>Current liabilities</i>						
Liabilities to credit institutions	-	-	-	-	170,271	170,271
<b>Reconciliation of liabilities attributable to financing activities</b>	<b>169,601</b>	<b>-</b>	<b>-</b>	<b>-</b>	<b>670</b>	<b>170,271</b>

Parent company, opening balance 1 Jan 2022	Opening balance 2022	Cash flow from financing activities	Change to part of short-term loans	Acquisition	Other changes	31 Dec 2022
<i>Non-current liabilities</i>						
Liabilities to credit institutions	170,941	-	-	-	-1,340	169,601
<i>Current liabilities</i>						
Liabilities to credit institutions	-	-	-	-	-	-
<b>Reconciliation of liabilities attributable to financing activities</b>	<b>170,941</b>	<b>-</b>	<b>-</b>	<b>-</b>	<b>-1,340</b>	<b>169,601</b>

## Note 36 Related party transactions

Consolidated sales to associated companies amounted to SEK 7.4 (5.7) million, which corresponds to 3.3% (2.3%) of the Group's total revenue. The Group's purchases from Associated companies amounted to SEK 3.4 (0.2) million. Loans to associated companies amounted in total to SEK 0 (0) million. Guarantees issued for the benefit of associated companies have been provided of SEK 0 (0) million. All transactions take place on market terms. Parent company sales to associated companies amounted to SEK 0 (0) million.

Except for what has been detailed in note 9, no director or senior executive of the Group has or has had any direct involvement in or indirect involvement in any business transactions; between themselves and the Group which are or were unusual in nature with respect to: on the terms of the current or previous financial year. Nor has the Group has provided loans, provided guarantees or entered into a guarantee for one of the members of the Board of Directors or senior executives of the company. Some employees have been invited to participate in a stock-option program offered by the share holders. This stock-option program is not a cost for the company. The stock option program is on market terms and is valued according to the Black & Scholes' model.

## Note 37 Subsequent events

Christine Lind appointed new CEO and is expected to join Bactiguard in May 2024.

Agreement with Dentsply Sirona not to pursue the application development project further due to changed priorities at Dentsply Sirona.

## Note 38 Dividend

No dividends were paid during 2023 and no dividends are proposed for the 2024 Annual General Meeting.

## Note 39 Proposed appropriation of profit

The following are at the disposal of the AGM:	SEK
Retained earnings	-33,556,621
Share premium reserve	727,969,424
Profit/loss for the year	4,210,045
<b>Total</b>	<b>698,622,848</b>
<hr/>	
The Board of Directors proposes that the profits be carried forward	698,622,848
<b>Total</b>	<b>698,622,848</b>

### EU Taxonomy

The EU has developed its own climate taxonomy to ensure that it can achieve its climate and energy goals for 2030 as well as the goals in The European Green Deal. Its purpose is to be a tool to guide investments towards sustainable projects and activities. The taxonomy is a classification system for what the EU considers to be sustainable economic activities.

It is designed for listed companies and companies of public interest with more than 500 employees. These companies have to submit disclosures on the proportion of their turnover, capital expenses and operating expenses that are linked to activities in the taxonomy. The EU's first version of this taxonomy covers the sectors that the EU assesses to have the biggest impact on carbon dioxide emissions: forestry, manufacturing, energy production, water and waste management, transport, construction and real estate, as well as data centres. For the 2022 financial year companies have to report contributions to the following two environmental objectives in accordance with the taxonomy: climate change mitigation and climate change adaptation.

As Bactiguard is a listed company with fewer than 500 employees, it is not covered by the taxonomy.

## Board of Directors' signatures

The Board of Directors and Chief Executive Officer hereby certify that the Annual and Sustainability Report have been prepared in accordance with good accounting practice, that these consolidated financial statements were prepared in accordance with the international financial reporting standards as adopted by the EU, and provide a fair representation of the parent company's and the Group's operations, financial position and performance and describe the material risks and uncertainties facing the parent company and the Group companies.

Stockholm 10 April 2024

Christian Kinch  
*Chairman of the Board*

Thomas von Koch  
*CEO and Board Member*

Richard Kuntz  
*Board Member*

Anna Martling  
*Board Member*

Magdalena Persson  
*Board Member*

Jan Ståhlberg  
*Board Member*

Our auditor's report was submitted on 10 April 2024

Deloitte AB

Therese Kjellberg  
*Authorized Public Accountant*

# AUDITOR'S REPORT

## To the general meeting of the shareholders of Bactiguard Holding AB (publ) corporate identity number 556822-1187

### Report on the annual accounts and consolidated accounts

#### Opinions

We have audited the annual accounts and consolidated accounts of Bactiguard Holding AB (publ) for the financial year 2023-01-01-2023-12-31 except for the corporate governance statement and sustainability report on pages 19–27 and 28–30. The annual accounts and consolidated accounts of the company are included on pages 3, 16–30 and 32–62 in this document.

In our opinion, the annual accounts have been prepared in accordance with the Annual Accounts Act and present fairly, in all material respects, the financial position of the parent company as of 31 December 2023 and its financial performance and cash flow for the year then ended in accordance with the Annual Accounts Act. The consolidated accounts have been prepared in accordance with the Annual Accounts Act and present fairly, in all material respects, the financial position of the Group as of 31 December 2023 and their financial performance and cash flow for the year then ended in accordance with International Financial Reporting Standards (IFRS), as adopted by the EU, and the Annual Accounts Act. Our opinions do not cover the corporate governance statement or the sustainability report on pages 19–27 and 28–30. The statutory administration report is consistent with the other parts of the annual accounts and consolidated accounts.

We therefore recommend that the general meeting of shareholders adopts the income statement and balance sheet for the parent company and the Group.

Our opinions in this report on the annual accounts and consolidated accounts are consistent with the content of the additional report that has been submitted to the parent company's audit committee in accordance with the Audit Regulation (537/2014) Article 11.

#### Basis for Opinions

We conducted our audit in accordance with International Standards on Auditing (ISA) and generally accepted auditing standards in Sweden. Our responsibilities under those standards are further described in the Auditor's Responsibilities section. We are independent of the parent company and the Group in accordance with professional ethics for accountants in Sweden and have otherwise fulfilled our ethical responsibilities in accordance with these requirements. This includes that, based on the best of our knowledge and belief, no prohibited services referred to in the Audit Regulation (537/2014) Article 5.1 have been provided to the audited company or, where

applicable, its parent company or its controlled companies within the EU.

We believe that the audit evidence we have obtained is sufficient and appropriate to provide a basis for our opinions.

#### Key Audit Matters

Key audit matters of the audit are those matters that, in our professional judgment, were of most significance in our audit of the annual accounts and consolidated accounts of the current period. These matters were addressed in the context of our audit of, and in forming our opinion thereon, the annual accounts and consolidated accounts as a whole, but we do not provide a separate opinion on these matters.

#### Revenue recognition

The Group's revenue amounts to 223 MSEK for the financial year 2023 and mainly consists of license revenues and revenues from product sales.

License revenues are received and recognized based on the volume that the company's customers have sold to the end-customers and is recognized in the period of the sale. The license contracts can contain various components and revenue streams that must be evaluated under the recognition criteria of IFRS 15. For example revenue that is recognized directly upon signing of an agreement.

Revenues from product sales are recognized when control have been transferred to the buyer. In the instances where deliveries are made close to a period-end an estimate needs to be made to determine when the control have been transferred to the buyer and in what period to recognize the revenue.

Estimates related to various components in the license contracts and the accrual related to revenues from the sale of products make revenue recognition a key audit matter in the audit.

For further information refer to accounting principles on pages 40–41, note 3 and note 5 in the annual report.

Our work included the following procedures, but were not limited to these:

- Evaluation of the design of relevant controls in the revenue process and testing of their implementation.
- Gain an understanding for and evaluated the Group's accounting principles, estimates and assumptions for revenue recognition and their compliance with IFRS.
- Testing of a sample of recognized product sales that the risk and control has been transferred to the buyer.

- Verified that license revenue from material new customer contracts have been recognized in the period when the Group have fulfilled their obligations and that these have been priced according to the customer agreement.
- Reviewed that appropriate disclosures have been presented in the relevant notes to the financial statements.

#### Valuation of Goodwill and other intangible assets

The Group has goodwill amounting to 248 MSEK and other intangible assets, foremost technology, amounting to 108 MSEK accounted for in the balance sheet. These assets are tested annually in the fourth quarter, or as soon there are events indicating that there is a need, for impairment. Since the total value of these assets represent a significant part of the total assets and is sensitive to changes in assumptions such as growth rate, profitability and discount factor we consider it to be a key audit matter in our audit.

For further information refer to accounting principles on pages 42–43, note 3 and note 13 to 18 in the annual report.

Our work included the following procedures, but were not limited to these:

- Obtaining an understanding of management's process for developing key estimates and assumptions
- Evaluation of whether valuation methods applied by management to calculate the value of the cash generating units are compliant with the criteria's of IAS 36.
- Evaluation of management's model for impairment-test and estimates on perpetual growth and discount factor by developing independent estimates with involvement of our valuation-specialists.
- Performing sensitivity analysis on key assumptions such as sales growth and EBITDA-margin.
- Review that appropriate disclosures have been presented in the relevant notes to the financial statements.

#### Other information than the annual accounts and consolidated accounts

Other information than the annual accounts and consolidated accounts The Board of Directors and the Managing Director are responsible for other information. This information consists of the Remuneration Report and the pages 2, 4–15, 31, and 66–69 in this document but does not include the annual accounts and consolidated accounts or our Auditor's Report.

Our opinion on the annual accounts and consolidated accounts does not cover this other information and we do not express any form



## Auditor's report

of assurance conclusion regarding this other information.

In connection with our audit of the annual accounts and consolidated accounts, our responsibility is to read the information identified above and consider whether the information is materially inconsistent with the annual accounts and consolidated accounts. In this procedure we also take into account our knowledge otherwise obtained in the audit and assess whether the information otherwise appears to be materially misstated.

If we, based on the work performed concerning this information, conclude that there is a material misstatement of this other information, we are required to report that fact. We have nothing to report in this regard.

### Responsibilities of the Board of Directors and the Managing Director

The Board of Directors and the Managing Director are responsible for the preparation of the annual accounts and consolidated accounts and that they give a fair presentation in accordance with the Annual Accounts Act and, concerning the consolidated accounts, in accordance with IFRS as adopted by the EU. The Board of Directors and the Managing Director are also responsible for such internal control as they determine is necessary to enable the preparation of annual accounts and consolidated accounts that are free from material misstatement, whether due to fraud or error.

In preparing the annual accounts and consolidated accounts, The Board of Directors and the Managing Director are responsible for the assessment of the company's and the Group's ability to continue as a going concern. They disclose, as applicable, matters related to going concern and using the going concern basis of accounting. The going concern basis of accounting is however not applied if the Board of Directors and the Managing Director intends to liquidate the company, to cease operations, or has no realistic alternative but to do so.

The Audit Committee shall, without prejudice to the Board of Director's responsibilities and tasks in general, among other things oversee the company's financial reporting process.

### Auditor's responsibility

Our objectives are to obtain reasonable assurance about whether the annual accounts and consolidated accounts as a whole are free from material misstatement, whether due to fraud or error, and to issue an auditor's report that includes our opinions. Reasonable assurance is a high level of assurance, but is not a guarantee that an audit conducted in accordance with ISAs and generally accepted auditing standards in Sweden will always detect a material misstatement when it exists. Misstatements can arise from fraud or error and are considered material if, individually or in the aggregate, they could reasonably be expected to influence the economic decisions of users taken on the basis of these annual accounts and consolidated accounts.

As part of an audit in accordance with ISAs, we exercise professional judgment and maintain professional scepticism throughout the audit. We also:

- Identify and assess the risks of material misstatement of the annual accounts and consolidated accounts, whether due to fraud or error,

design and perform audit procedures responsive to those risks, and obtain audit evidence that is sufficient and appropriate to provide a basis for our opinions. The risk of not detecting a material misstatement resulting from fraud is higher than for one resulting from error, as fraud may involve collusion, forgery, intentional omissions, misrepresentations, or the override of internal control.

- Obtain an understanding of the company's internal control relevant to our audit in order to design audit procedures that are appropriate in the circumstances, but not for the purpose of expressing an opinion on the effectiveness of the company's internal control.
- Evaluate the appropriateness of accounting policies used and the reasonableness of accounting estimates and related disclosures made by the Board of Directors and the Managing Director.
- Conclude on the appropriateness of the Board of Directors' and the Managing Director's use of the going concern basis of accounting in preparing the annual accounts and consolidated accounts. We also draw a conclusion, based on the audit evidence obtained, as to whether any material uncertainty exists related to events or conditions that may cast significant doubt on the company's and the Group's ability to continue as a going concern. If we conclude that a material uncertainty exists, we are required to draw attention in our auditor's report to the related disclosures in the annual accounts and consolidated accounts or, if such disclosures are inadequate, to modify our opinion about the annual accounts and consolidated accounts. Our conclusions are based on the audit evidence obtained up to the date of our auditor's report. However, future events or conditions may cause a company and a group to cease to continue as a going concern.
- Evaluate the overall presentation, structure and content of the annual accounts and consolidated accounts, including the disclosures, and whether the annual accounts and consolidated accounts represent the underlying transactions and events in a manner that achieves fair presentation.
- Obtain sufficient and appropriate audit evidence regarding the financial information of the entities or business activities within the Group to express an opinion on the consolidated accounts. We are responsible for the direction, supervision and performance of the Group audit. We remain solely responsible for our opinions.

We must inform the Board of Directors of, among other matters, the planned scope and timing of the audit. We must also inform of significant audit findings during our audit, including any significant deficiencies in internal control that we identified.

We must also provide the Board of Directors with a statement that we have complied with relevant ethical requirements regarding independence, and to communicate with them all relationships and other matters that may reasonably be thought to bear on our independence, and where applicable, related safeguards.

From the matters communicated with the Board of Directors, we determine those matters that were of most significance in the audit of the annual accounts and consolidated accounts,

including the most important assessed risks for material misstatement, and are therefore the key audit matters. We describe these matters in the auditor's report unless law or regulation precludes disclosure about the matter.

### Report on other legal and regulatory requirements

#### Opinions

In addition to our audit of the annual accounts and consolidated accounts, we have also audited the administration of the Board of Directors and the Managing Directors of Bactiguard Holding AB (publ) for the financial year 2023-01-01-2023-12-31 and the proposed appropriations of the company's profit or loss.

We recommend to the general meeting of shareholders that the profit to be appropriated in accordance with the proposal in the statutory administration report and that the members of the Board of Directors and the Managing Directors be discharged from liability for the financial year.

#### Basis for Opinions

We conducted the audit in accordance with generally accepted auditing standards in Sweden. Our responsibilities under those standards are further described in the Auditor's Responsibilities section. We are independent of the parent company and the Group in accordance with professional ethics for accountants in Sweden and have otherwise fulfilled our ethical responsibilities in accordance with these requirements.

We believe that the audit evidence we have obtained is sufficient and appropriate to provide a basis for our opinions.

### Responsibilities of the Board of Directors and the Managing Director

The Board of Directors is responsible for the proposal for appropriations of the company's profit or loss. At the proposal of a dividend, this includes an assessment of whether the dividend is justifiable considering the requirements which the company's and the Group's type of operations, size and risks place on the size of the parent company's and the Group's equity, consolidation requirements, liquidity and position in general.

The Board of Directors is responsible for the company's organization and the administration of the company's affairs. This includes among other things continuous assessment of the company's and the Group's financial situation and ensuring that the company's organization is designed so that the accounting, management of assets and the company's financial affairs otherwise are controlled in a reassuring manner. The Managing Director shall manage the ongoing administration according to the Board of Directors' guidelines and instructions and among other matters take measures that are necessary to fulfill the company's accounting in accordance with law and handle the management of assets in a reassuring manner.

### Auditor's responsibility

Our objective concerning the audit of the administration, and thereby our opinion about discharge from liability, is to obtain audit evidence to assess with a reasonable degree of assurance whether any member of the Board of Directors or the Managing Director in any material respect:

- has undertaken any action or been guilty of any omission which can give rise to liability to the company, or
- in any other way has acted in contravention of the Companies Act, the Annual Accounts Act or the Articles of Association.

Our objective concerning the audit of the proposed appropriations of the company's profit or loss, and thereby our opinion about this, is to assess with reasonable degree of assurance whether the proposal is in accordance with the Companies Act.

Reasonable assurance is a high level of assurance, but is not a guarantee that an audit conducted in accordance with generally accepted auditing standards in Sweden will always detect actions or omissions that can give rise to liability to the company, or that the proposed appropriations of the company's profit or loss are not in accordance with the Companies Act.

As part of an audit in accordance with generally accepted auditing standards in Sweden, we exercise professional judgment and maintain professional scepticism throughout the audit. The examination of the administration and the proposed appropriations of the company's profit or loss is based primarily on the audit of the accounts. Additional audit procedures performed are based on our professional judgment with starting point in risk and materiality. This means that we focus the examination on such actions, areas and relationships that are material for the operations and where deviations and violations would have particular importance for the company's situation. We examine and test decisions undertaken, support for decisions, actions taken and other circumstances that are relevant to our opinion concerning discharge from liability. As a basis for our opinion on the Board of Directors' proposed appropriations of the company's profit or loss we examined whether the proposal is in accordance with the Companies Act.

### The auditor's examination of the Esef report Opinion

In addition to our audit of the annual accounts and consolidated accounts, we have also examined that the Board of Directors and the Managing Director have prepared the annual accounts and consolidated accounts in a format that enables uniform electronic reporting (the Esef report) pursuant to Chapter 16, Section 4 a of the Swedish Securities Market Act (2007:528) for Bactiguard Holding AB (publ) for the financial year 2023-01-01–2023-12-31.

Our examination and our opinion relate only to the statutory requirements.

In our opinion, the Esef report has been prepared in a format that, in all material respects, enables uniform electronic reporting.

### Basis for opinion

We have performed the examination in accordance with FAR's recommendation RevR 18 Examination of the Esef report. Our responsibility under this recommendation is described in more detail in the Auditors' responsibility section. We are independent of the parent company and the Group in accordance with professional ethics for accountants in Sweden and have otherwise fulfilled our ethical responsibilities in accordance with these requirements.

We believe that the evidence we have obtained is sufficient and appropriate to provide a basis for our opinion.

### Responsibilities of the Board of Directors and the Managing Director

The Board of Directors and the Managing Director are responsible for the preparation of the Esef report in accordance with the Chapter 16, Section 4 a of the Swedish Securities Market Act (2007:528), and for such internal control that the Board of Directors and the Managing Director determine is necessary to prepare the Esef report without material misstatements, whether due to fraud or error.

### Auditor's responsibility

Our responsibility is to obtain reasonable assurance whether the Esef report is in all material respects prepared in a format that meets the requirements of Chapter 16, Section 4(a) of the Swedish Securities Market Act (2007:528), based on the procedures performed.

RevR 18 requires us to plan and execute procedures to achieve reasonable assurance that the Esef report is prepared in a format that meets these requirements.

Reasonable assurance is a high level of assurance, but it is not a guarantee that an engagement carried out according to RevR 18 and generally accepted auditing standards in Sweden will always detect a material misstatement when it exists. Misstatements can arise from fraud or error and are considered material if, individually or in aggregate, they could reasonably be expected to influence the economic decisions of users taken on the basis of the Esef report.

The firm applies International Standards on Quality Management 1, which requires the firm to design implement and operate a system of quality management, including policies or procedures regarding compliance with ethical requirements, professional standards and applicable legal and regulatory requirements.

The examination involves obtaining evidence, through various procedures, that the Esef report has been prepared in a format that enables uniform electronic reporting of the annual accounts and consolidated accounts. The procedures selected depend on the auditor's judgment, including the assessment of the risks of material misstatement in the report, whether due to fraud or error. In carrying out this risk assessment, and in order to design audit procedures that are appropriate in the circumstances, the auditor considers those elements of internal control that are relevant to the preparation of the Esef report by the Board of Directors and the Managing Director, but not for the purpose of expressing an opinion on the effectiveness of those internal controls. The examination also includes an evaluation of the appropriateness and reasonableness of assumptions made by the Board of Directors and the Managing Director.

The procedures mainly include a validation that the Esef report has been prepared in a valid XHTML format and a reconciliation of the Esef report with the audited annual accounts and consolidated accounts.

Furthermore, the procedures also include an assessment of whether the consolidated statement of financial performance, financial position, changes in equity, cash flow and disclosures in

the Esef report have been marked with iXBRL in accordance with what follows from the Esef regulation.

### The auditor's examination of the corporate governance statement

The Board of Directors is responsible for that the corporate governance statement on pages 19–27 has been prepared in accordance with the Annual Accounts Act.

Our examination of the corporate governance statement is conducted in accordance with FAR's auditing standard RevU 16 The auditor's examination of the corporate governance statement. This means that our examination of the corporate governance statement is different and substantially less in scope than an audit conducted in accordance with International Standards on Auditing and generally accepted auditing standards in Sweden. We believe that the examination has provided us with sufficient basis for our opinions.

A corporate governance statement has been prepared. Disclosures in accordance with chapter 6 section 6 the second paragraph points 2–6 of the Annual Accounts Act and chapter 7 section 31 the second paragraph the same law are consistent with the other parts of the annual accounts and consolidated accounts and are in accordance with the Annual Accounts Act.

### The auditor's opinion regarding the statutory sustainability report

The Board of Directors is responsible for the statutory sustainability report on pages 28–30, and that it is prepared in accordance with the Annual Accounts Act.

Our examination has been conducted in accordance with FAR's standard RevR 12 The auditor's opinion regarding the statutory sustainability report. This means that our examination of the statutory sustainability report is different and substantially less in scope than an audit conducted in accordance with International Standards on Auditing and generally accepted auditing standards in Sweden. We believe that the examination has provided us with sufficient basis for our opinion.

A statutory sustainability report has been prepared.

Deloitte AB, was appointed auditor of Bactiguard Holding AB by the general meeting of the shareholders on the 2023-05-05 and has been the company's auditor since 2012-05-18.

Stockholm on the date of electronic signature  
Deloitte AB

Therese Kjellberg  
Authorized public accountant

# DEFINITIONS OF ALTERNATIVE KEY PERFORMANCE INDICATORS

Bactiguard presents certain financial measures in its annual report that have not been defined in line with IFRS (referred to as alternative key performance indicators as set forth in the ESMA guidelines). It is the opinion of the company that these measures provide useful supplementary information to investors and the company's management as they allow for the evaluation of the company's performance. Since not all companies calculate the measures in the same way, these are not always comparable to measures used by other companies. These performance measures should therefore not be considered a substitute for measures as defined under IFRS. The definitions and tables below describe how the performance measures are calculated. The measures are alternative in accordance with ESMA's guidelines unless otherwise stated.

## EBITDA

EBITDA presents the company's earning capacity from ongoing operations irrespective of capital structure and tax situation. The key figure is used to facilitate comparisons with other companies in the same industry. The company considers this performance measure to be the most relevant, since the company's technology is depreciated by large amounts, which does not impact cash flow negatively. Bactiguard's patented, unique technology can be applied to a broad range of products in the licensing business. The company defines EBITDA as operating profit/loss excluding depreciation and amortization of tangible and intangible assets.

TSEK	2023	2022
Operating profit/loss	-131,933	-55,667
Depreciation	55,865	49,240
EBITDA	-76,068	-6,427

## EBITDA margin

Presents the company's earning capacity from ongoing operations, irrespective of capital structure and tax situation, in relation to revenues. The key figure is used to facilitate analysis of the company's result in comparison with comparable companies.

TSEK	2023	2022
EBITDA	-76,068	-6,427
Revenues	223,174	253,495
EBITDA margin	-34%	-3%

## Net debt

Net debt is a measure used to describe the Group's indebtedness and its ability to repay its debt with cash generated from the Group's operating activities if the debts matured today. The company considers this key figure interesting for creditors who want to understand the Group's debt situation. The company defines net debt as interest-bearing liabilities minus cash and cash equivalents at the end of the period.

TSEK	2023	2022
Non-current liabilities to credit institutions	-	179,265
Current liabilities to credit institutions	178,569	-
Short-term lease debt	42,306	48,519
Long-term lease debt	12,224	10,915
<b>Interest-bearing debt</b>	<b>233,099</b>	<b>238,699</b>
Cash and cash equivalents	123,217	197,727
<b>Net debt</b>	<b>109,882</b>	<b>40,972</b>

## Equity ratio

Equity ratio is a measure the company considers important for creditors who want to understand the company's long-term ability to pay. The company defines equity ratio as equity and untaxed reserves (less deferred tax), in relation to the balance sheet total.

TSEK	2023	2022
Equity	353,178	495,709
Total assets	662,175	807,704
Equity ratio	53%	61%

## Cash flow from operating activities per share

Cash flow per share calculated as the cash flow from operating activities divided by the average number of shares outstanding during the period. The key figure is presented because it is used by analysts and other stakeholders to evaluate the company – it shows operating cash flow per share.

## Net sales growth

The difference in net sales between the periods in relation to net sales for the same period for the previous year. Used to monitor the sales performance of operations.

# FIVE-YEAR OVERVIEW

Revenues and earnings, MSEK	2023	2022	2021	2020	2019
Revenues	223.2	253.5	179.0	186.0	193.9
Net sales	201.5	223.6	169.5	172.3	185.0
Growth net sales, %	-9.8	32.0	-1.6	-6.9	23.3
EBITDA	-76.1	-6.4	-7.2	26.7	61.6
EBITDA margin, %	-34.1	-2.5	-4.0	14.3	31.8
Operating profit/loss	-131.9	-55.7	-54.2	-17.6	19.5
Profit/loss before tax	-147.2	-59.9	-63.3	-41.9	10.4
Profit/loss for the year	-138.4	52.9	-58.8	-38.4	16.3
Total assets	662.2	807.7	849.3	675.2	641.4
Equity ratio, %	53	61	64	55	60
Net debt	109.9	41.0	30.4	254.1	185.0
<b>Cash flow</b>					
From operating activities	-52.3	3.1	7.3	0.7	54.0
From investing activities	-8.6	-10.9	-7.3	-57.0	-4.4
From financing activities	-11.8	-13.9	205.8	46.2	-27.8
<b>Cash flow for the year</b>	<b>-72.8</b>	<b>-21.7</b>	<b>205.8</b>	<b>-10.1</b>	<b>21.7</b>
<b>Total shares</b>					
Total shares at year end	35,043,885	35,043,885	35,043,885	33,543,885	33,302,373
Average number of shares	35,043,885	35,043,885	35,043,885	33,543,885	33,302,373
<b>Data per share, SEK</b>					
Total earnings per share	-3.95	-1.51	-1.68	-1.14	0.49
Cash flow from operating activities per share	-1.49	0.08	0.21	0.02	1.62
Dividend per share	-	-	-	-	-
Stock price at year end, B share	62	110	165	143	83
<b>Employees</b>					
Average number of employees	217	199	185	163	60

# THE BACTIGUARD SHARE

## Share capital

The share capital amounts to SEK 876,097 at the end of 2023. There was a total of 35,043,885 shares, consisting of 4,000,000 A shares and 31,043,885 B shares. The A shares have ten votes each and the B shares have one vote each. All shares have identical rights to dividend and a share in the company's assets and earnings.

## Share price development

On the last trading day in 2023 Bactiguard's closing price was SEK 61.80 with a share value of SEK 2,166 million. On the last trading day in 2022, the closing price was SEK 110.40 with a share value of SEK 3,869 million. The share price decreased by 44 percent during the year. The index for all shares on Nasdaq Stockholm OMX-SPI increased by 16 percent in 2023.

During the year the highest closing price was recorded on 18 January at SEK 113.00. The lowest closing price was recorded on 19 October at SEK 53.10. 2,487,174 B shares have been traded during 2023.

## Market history

Bactiguard's B share was listed on Nasdaq Stockholm in the Small Cap segment on 19 June 2014 and is included in the Mid Cap segment since January 2021. The introductory price was SEK 38. Since the introduction until the last trading day in 2023 the share price rose by 63 percent. Nasdaq Stockholm, measured with the OMXSPI index, increased by 97 percent in the same period.

## Dividend policy

The long-term goal is to offer a dividend of 30–50 percent of profit after tax, based on the company's financial position. As Bactiguard is at an expansion stage, the company will prioritize growth over dividends in the coming years.

## Ownership structure

At the end of the year Bactiguard had 3,441 (3,631) shareholders. The holdings of the ten largest shareholders accounted for 86.1 (83.8) percent of the share capital

and 93 (92) percent of the votes. At the end of the year 16.2 (16.3) percent of the shares were owned by private Swedish individuals; 66.7 (64.8) percent by Swedish institutions and legal entities; and 17.1 (18.9) percent by foreign private individuals and institutions.

## Analysts that monitor Bactiguard

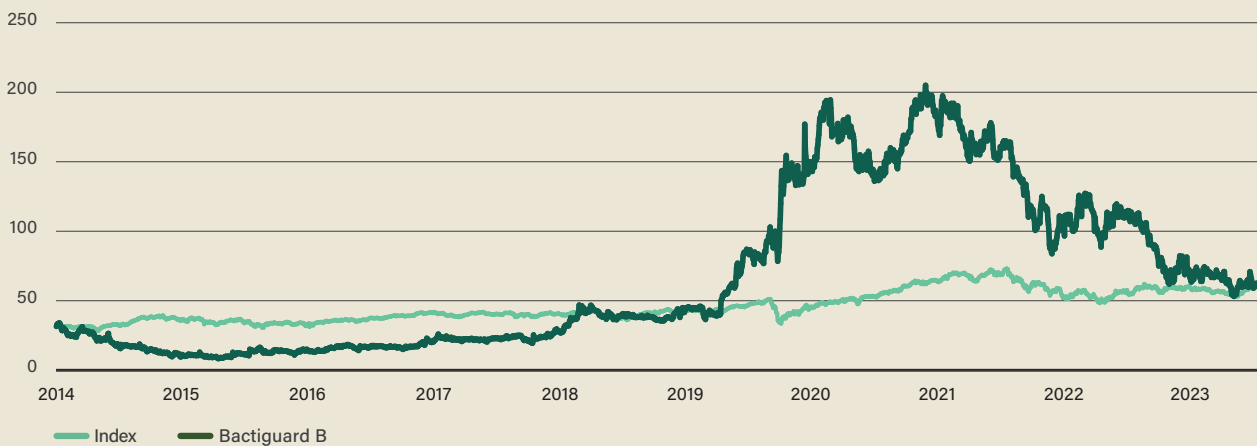
Mattias Vadsten, SEB  
Kristofer Liljeberg, Carnegie  
Jon Berggren, Kepler Cheuvreux

Bactiguard Holding AB

Ticker: BACTI B  
ISIN: SE0005878741

For data per share, see the five-year overview on page 67.

Share price development of Bactiguard B from its listing to 31 December 2023



## Development of share capital

Year	Transaction	Increase in number of shares	Total number of A shares	Total number of B shares	Increase in share capital, SEK	Total share capital, SEK
October 2010	The company is formed	1,000	-	1,000	50,000	50,000
November 2011	New share issue	9,000	-	10,000	450,000	500,000
March 2014	Split/reclassification	19,990,000	4,000,000	16,000,000	-	500,000
April 2014	Targeted new share issue	516,000	4,000,000	16,516,000	12,900	512,900
June 2014	New share issue	6,305,573	4,000,000	22,821,573	157,639	670,539
June 2014	Set-off issue for bond	6,480,800	4,000,000	29,302,373	162,020	832,559
May 2020	New share issue as partial payment for the acquisition of Vigilenz	241,512	4,000,000	29,543,885	6,038	838,597
September 2021	Directed new share issue	1,500,000	4,000,000	31,043,885	37,500	876,097

## Ownership structure, 31 December 2023

Number of shares	Number of owners	Proportion of owners, %
1-500	2,895	84.1%
501-1,000	216	6.3%
1,001-5,000	213	6.2%
5,001-10,000	37	1.1%
10,001-15,000	17	0.5%
15,001-20,000	9	0.3%
20,001-	54	1.6%
<b>Total</b>	<b>3,441</b>	<b>100.0%</b>

## Allocation of the share capital

	Series A	Series B	Total
Shares	4,000,000	31,043,885	35,043,885
Votes	40,000,000	31,043,885	71,043,885
Capital, %	11.4	88.6	100
Votes, %	56.3	43.7	100

## The five largest countries, 31 December 2023

	Proportion of owners, %	Votes, %
Sweden	83.0%	91.6%
Finland	9.5%	4.7%
Ireland	4.8%	2.4%
Belgium	1.1%	0.5%
Luxemburg	1.0%	0.5%
<b>Total</b>	<b>99.3%</b>	<b>99.7%</b>

## The ten largest owners, 31 December 2023

Owner	Total A shares	Total B shares	Total shares	% of capital	% of votes
Thomas von Koch and company	2,000,000	4,604,182	6,604,182	18.9%	34.6%
Christian Kinch with family and company	2,000,000	4,180,321	6,180,321	17.6%	34.0%
Jan Ståhlberg		3,605,150	3,605,150	10.3%	5.1%
Nordea Investment Funds		3,469,987	3,469,987	9.9%	4.9%
Fjärde AP-fonden		3,370,992	3,370,992	9.6%	4.8%
Handelsbanken fonder		1,965,067	1,965,067	5.6%	2.8%
AMF - Försäkring och Fonder		1,706,340	1,706,340	4.9%	2.4%
SEB Life International Assurance (of which 1,595,384, without voting rights, relates to capital insurance for companies controlled by Thomas von Koch)		1,686,075	1,686,075	4.8%	2.4%
Avanza Pension		1,082,782	1,082,782	3.1%	1.5%
Lancelot Avalon Master		490,000	490,000	1.4%	0.7%
<b>Total, ten largest owners</b>	<b>4,000,000</b>	<b>26,160,896</b>	<b>30,160,896</b>	<b>86.1%</b>	<b>93.2%</b>
<b>Total, others</b>		<b>4,882,989</b>	<b>4,882,989</b>	<b>13.9%</b>	<b>6.8%</b>
<b>Total</b>	<b>4,000,000</b>	<b>31,043,885</b>	<b>35,043,885</b>	<b>100%</b>	<b>100%</b>

## Ownership categories

31 December 2023



- Foreign owner, 17.1%
- Swedish legal entities, 66.7%
- Swedish private individuals, 16.2%

## Information to the shareholders

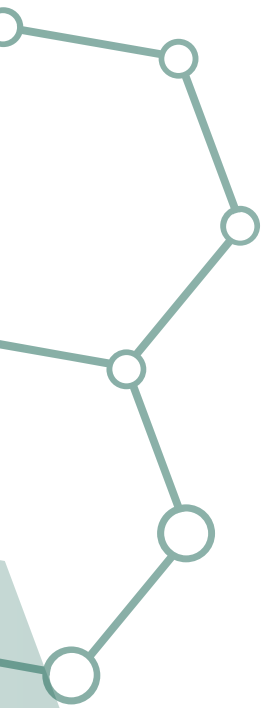
The Annual General Meeting will take place on 14 May 2024. Details can be found in the notice to the annual meeting.

## Financial calendar 2024

25 April	Interim report Q1
14 May	Annual General Meeting
16 July	Interim report Q2
24 October	Interim report Q3







**Bactiguard Holding AB (publ)**

Visiting address:

Vasagatan 11, Stockholm  
Alfred Nobels Allé 150, Tullinge

Postal address:

P O Box 15, 146 21 Tullinge, Sweden

Phone: +46-8-440 58 80

E-mail: [info@bactiguard.com](mailto:info@bactiguard.com)

[bactiguard.com](http://bactiguard.com)



**Bactiguard®**